



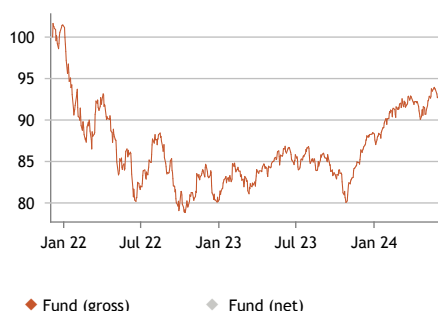
# Berenberg Sustainable Multi Asset Dynamic M D

Actively managed multi asset fund

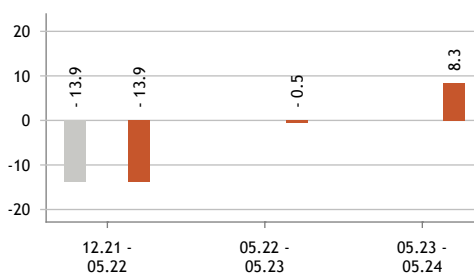
## Investment Strategy

The Berenberg Sustainable Multi Asset Dynamic seeks to achieve long-term capital appreciation while pursuing a sustainable investment objective with a positive impact on the environment and society. To this end, the fund management identifies attractive equities and earmarked bonds that make an active contribution to solving global challenges such as (i) demography and health, (ii) responsible use of resources, (iii) climate protection and (iv) sustainable economic growth and innovation (so-called positive impact). To achieve this investment objective, the fund invests globally in companies whose products and services have a positive impact on our environment and society. A comprehensive ESG and impact concept is a prerequisite for stock selection. The focus in stock selection is on quality companies with structural growth drivers that benefit from future themes and megatrends. Bonds must have a positive impact on the defined global challenges - predominantly in the form of green and social bonds. For all positions, we must be convinced by the business model and the key financial ratios. In addition, our focus is on detailed discussions with analysts and company representatives. The fund is broadly diversified and the tactical allocation of the various asset classes is actively managed. The share of equities is limited to a maximum of 90%. Active approach, i.e. index weights have no influence on individual stock selection.

## Indexed Performance since inception (gross, in %)



## 12 months Performance (in %)



## Accumulated Performance (gross, in %)

since inception	(06.12.2021 - 31.05.2024)	-7.17
since inception p.a.		-2.95
YTD	(01.01.2024 - 31.05.2024)	4.90
1 Month	(30.04.2024 - 31.05.2024)	2.35
1 Year	(31.05.2023 - 31.05.2024)	8.33

## Risk Figures since inception

Max. Drawdown since inception	-22.44 %
Max. Drawdown Period (Days)	906
Volatility 1 Year	7.25 %
Sharpe Ratio 1 Year	0.63

The charts and tables on historical performance shown are based on our own calculations in accordance with the BVI method developed by German Investment Fund Association (for explanation see "Notes"). **Information on past performance is not a reliable indicator of future performance.**

Sources: Berenberg, Capital Management Company

## Fund management comment

The past month was a positive month for the capital markets. Equities, corporate bonds and gold recorded a positive performance. The reporting season for the first quarter of 2024 was positive overall, and the outlook for 2024 was also constructive. Macro data in the US came in below expectations, but better than expected in Europe. The G10 central banks are about to cut interest rates for the first time. Yields on 10-year US government bonds fell from 4.67% to 4.49%, while 10-year German government bonds rose from 2.58% to 2.66%. The global equity markets continued to rise (S&P 500 +4.9%, Stoxx50 +2.7%). Risk premiums in the European investment grade and high yield segment narrowed further (iTraxx Europe: -3 bp; iTraxx Xover: -23 bp). Gold (USD) also gained 1.8% to 2327.

## Fund data

### Security Codes

ISIN LU2393249755  
WKN A3C4GR

### Inception date

06.12.2021

### Fund manager

Oliver Brunner

### NAV per Share (31.05.2024)

EUR 92.83

### Fund size

EUR 9.30 million

### Share class volume

EUR 4.27 million

### Fund currency

Euro

### Appropriation of income

payout

### Last Distribution

EUR -/

### End of financial year

31 December

### Management Company

Universal-Investment-Gesellschaft mbH

### Custodian

BNP Paribas S.A. Niederlassung Deutschland

### Asset Manager

Joh. Berenberg, Gossler & Co. KG

### Registration and Distribution

CH, DE, IT, LU

### Cut-off/Settlement

daily/T+2

### Cut-off time

12:00 p.m.  
(Luxembourg time)

### Overall Morningstar Rating™

not rated

### Sustainability

#### Article 9 Funds

SFDR Classification (Sustainable Finance Disclosure Regulation)

#### ESG Elements

- ✓ Exclusion Criteria
- ✓ Controversies Screen
- ✓ Active Ownership
- ✓ Impact focused

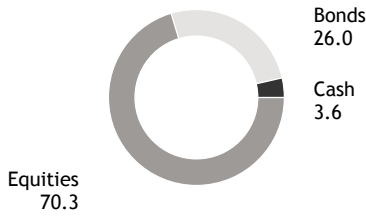
Signatory of:





Allocation of the portfolio

(in % of fund assets)



Top 10 positions

(in % of fund assets)

MICROSOFT	4.11
NOVO-NORDISK AS	3.61
ASML HOLDING NV	2.81
ALPHABET INC. CLASS A	2.74
QUANTA SERVICES INC.	2.32
SERVICENOW INC.	2.28
THERMO FISHER SCIENTIFIC	2.25
MASTERCARD 'A'	2.22
SSE PLC	2.21
3,000% NEDERL. WATERSCHAPSBANK	2.14

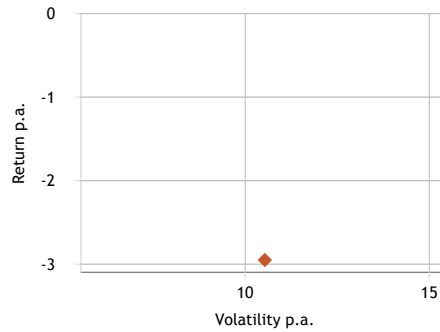
Currency allocation

(in % of fund assets)

44.13	Euro
31.11	United States dollar
6.03	Pound sterling
4.32	Swiss franc
4.24	Danish krone
2.61	Canadian dollar
1.53	Hong Kong dollar
1.48	Swedish krona
0.82	Norwegian krone

Risk-return profile

(in %, since Inception)



◆ Fund (gross)

Additional fund information

Issue Surcharge	none
Flat-rate fee	0.81 % p.a.
Total Expense Ratio (TER)	1.75 %
Performance fee	none
Minimum investment	EUR 500,000

Key figures

Ø Coupon of the bonds	1.39%
Ø Yield on bonds	3.77%
Ø Rating of bonds	A
Duration in years	4.32
Modified Duration	4.27

Bonds

Top 10 Country allocation

(in % of the bond assets)

16.13	Netherlands
15.74	Spain
15.36	Germany
14.38	Italy
8.20	4C
7.82	France
4.03	Luxembourg
3.98	Iceland
3.97	South Korea
3.65	Japan

Sector allocation

(in % of the bond assets)

30.89	Close Government Bonds
30.23	Corporates
20.11	Covered Bonds
15.35	Finance
3.42	Government Bonds

Maturity structure

(in % of the bond assets)

41.08	up to 1 year
16.01	1 - 3 years
5.27	3 - 5 years
15.87	5 - 7 years
15.99	7 - 10 years
5.78	10 - 15 years

Rating allocation

(in % of the bond assets)

9.32	AAA
1.91	AA+
2.02	A+
2.86	A-
3.16	BBB+
4.79	BBB
1.95	BBB-

Sources: Berenberg, Capital Management Company  
As of: 31.05.2024



Shares

**Top 10 Country allocation** (in % of share capital)

37.89	USA
10.38	Germany
8.58	United Kingdom
7.81	Netherlands
7.65	France
6.15	Switzerland
6.04	Denmark
3.72	Canada
2.18	China, People's Republic
2.10	Sweden

**Sector allocation** (in % of share capital)

29.36	Health Care
23.98	Industrials
22.37	Information Technology
9.40	Financials
6.87	Utilities
4.13	Consumer Discretionary
3.89	Communication Services

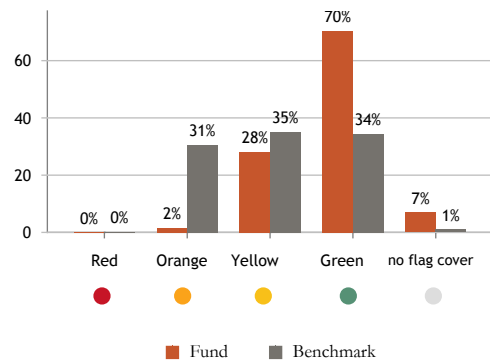
Sources: Berenberg, Capital Management Company  
As of: 31 May 2024

Consideration of ESG Elements

Identifying companies and business models that will be successful in the long term is the basis for good investment decisions. Environmental, Social and Governance (ESG) factors are key factors in decision making and are therefore integral components of the investment process.

ESG Controversies Screen

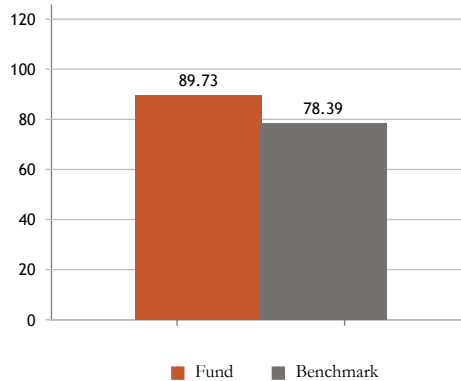
Investments in the fund are monitored for ESG controversies and, with the help of MSCI ESG data, flagged according to their severity. Thereby, potential ESG risks of investments are identified. In the case of an orange flag (severe controversy), we enter into an active exchange with the company. In the case of a red flag (very severe controversy), the company is excluded.



CO2 Intensity

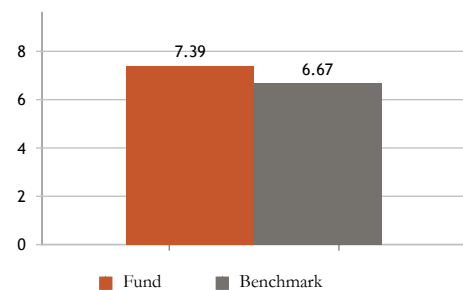
The fund does not actively manage its carbon footprint, however, emissions data such as CO2 intensity are relevant parameters which can be used to assess the efficient management of a company and the extent of transition risks.

Weighted average CO2 intensity - in tons of CO2 per USD 1 million revenues

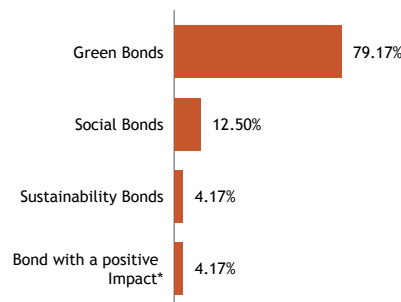


ESG Score

The data provider MSCI ESG uses an ESG score of 0 to 10 to assess the management of material ESG risks of portfolio holdings compared to competitors.



Bond Type



\*Bonds from issuers that positively contribute to the environment and society through their business model, products and services.

**Benchmark composition for ESG metrics:** 16.1% iBoxx Euro Corporates Overall Total Return Inde(Bonds), 41.9% Stoxx Europe 50 (Equity), 41.9% S&P 500 (Equity)

Portfolio as of 31 May 2024. Source: MSCI ESG, own calculations and presentation. Certain information © 2023 MSCI ESG Research LLC. Reproduced by permission. Data coverage for fund and benchmark: graph "CO2-Intensity" (95.99%/97.33%), graph "ESG Score" (92.68%/92.34%). Government bonds, alternative investments, liquidity and securities which are not covered by MSCI ESG are excluded from the calculation of the ESG metrics for the fund as well as the benchmark. The weights of the remaining fund and benchmark components are normalised to 100%.

Glossary & Methodology

Active Ownership

The term "Active Ownership" encompasses all our activities where we, as an investor, attempt to positively influence a company's management of ESG aspects. This includes Engagement, i.e. direct dialogue with companies to discuss specific ESG objectives as well as proxy voting, i.e. our voting recommendations to our fund administrator, which then exercises the voting rights at general meetings.

CO2 Intensity

The CO2 Intensity (Scope 1 & 2 emissions) per company is multiplied by its portfolio weight (current value of the investment by current portfolio value) and summed up. This weighted average CO2 Intensity provides an indication of the portfolio's exposure to CO2-emission intensive companies.

ESG Controversies Screen

MSCI ESG analyses controversial business practices from the five areas environment, human rights, labour rights & supply management, customers and governance. The controversies are rated according to their reputational risk as well as the operational handling by a flagging system. Green indicates no or weak controversies, yellow indicates moderate controversies, orange indicates severe controversies and red indicates very severe controversies.

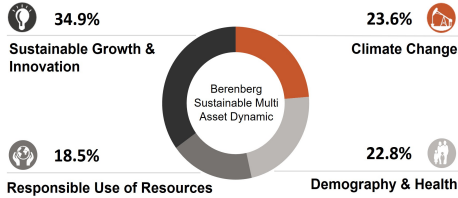
ESG Score

Using a score between 0 (lowest) and 10 (highest), MSCI ESG assesses the ability of portfolio holdings to identify and manage environmental, social and governance-related risks compared to peers. The ESG scores are assigned at the holding level and are aggregated at the portfolio level as the weighted average ESG Score.



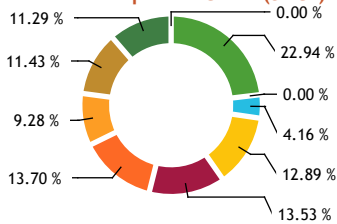
**Impact**

With the Berenberg Sustainable Multi Asset Dynamic fund, we are adding targeted positive effects to our established ESG factors and invest worldwide in companies that offer solutions to the four global challenges of climate change, demography and health, responsible use of resources, and sustainable growth and innovation.



Source: Berenberg, May 2024

**Sustainable Development Goals (SDGs)**



- SDG 2 - Zero Hunger
- SDG 3 - Good Health and Well-Being
- SDG 4 - Quality Education
- SDG 6 - Clean Water and Sanitation
- SDG 7 - Affordable and Clean Energy
- SDG 8 - Decent Work and Economic Growth
- SDG 9 - Industry, Innovation and Infrastructure
- SDG 11 - Sustainable Cities and Communities
- SDG 12 - Responsible Consumption
- SDG 13 - Climate Action

Portfolio as of 31 May 2024. Source: own calculations and presentation.

**Impact**

For our funds with a "Positive Impact" focus, we identify the positive environmental and/or social added value that portfolio positions generate.

**Sustainable Development Goals (SDGs)**

For our funds with a "Positive Impact" focus, we showcase to which of the United Nations SDGs our portfolio positions positively contribute. For this purpose, we focus on 10 investable goals. According to its contribution, each investment is assigned to one to max. three goals. Portfolio weights are shown along the respective SDGs - in the case of investments that contribute to several SDGs, the portfolio weight is allocated proportionately to the SDGs.



### Opportunities

- Asset preservation, primarily achieved through interest income, dividends and price gains
- Stabilization of assets in negative capital market phases through professional risk management and intelligent diversification
- Improvement of the risk/return profile through active management across all bond segments

### Risks

- Substantial fluctuations in value and significant price losses possible
- Currency losses due to exchange rate fluctuations
- Limited participation in positive performance of individual bond segments due to broad diversification and negative selection effects in individual security and fund selection

Further details on the opportunities and risks of this fund can be found in the sales prospectus.

### Important notes:

This information is a marketing communication. It is intended exclusively for clients in the "professional clients" client category pursuant to section 67(2) of the WpHG and/or "eligible counterparties" pursuant to section 67(4) of the WpHG, and is not meant for private clients. This information and references to issuers, financial instruments or financial products do not constitute an investment strategy recommendation pursuant to Article 3 (1) No. 34 Regulation (EU) No 596/2014 on market abuse (market abuse regulation) nor an investment recommendations pursuant to Article 3 (1) No. 35 Regulation (EU) No 596/2014, both provisions in connection with section 85 (1) of the German Securities Trading Act (WpHG). As a marketing communication this document does not meet all legal requirements to warrant the objectivity of investment recommendations and investment strategy recommendations and is not subject to the ban on trading prior to the publication of investment recommendations and investment strategy recommendations. This document is intended to give you an opportunity to form your own view of an investment. However, it does not replace a legal, tax or individual financial advice. Your investment objectives and your personal and financial circumstances were not taken into account. We therefore expressly point out that this information does not constitute individual investment advice. Any products or securities described may not be available for purchase in all countries or only in certain investor categories. This information may only be distributed within the framework of applicable law and in particular not to citizens of the USA or persons resident in the USA. The statements made herein have not been audited by any external party, particularly not by an independent auditing firm. Any future returns on fund investments may be subject to taxation, which depends on the personal situation of the investor and may change in the future. Returns on investments in foreign currencies may increase or decrease due to currency fluctuations. The purchase, holding, conversion or sale of a financial instrument, as well as the use or termination of an investment service, may give rise to costs that affect the expected income. In the case of investment funds, you should always make an investment decision on the basis of the sales documents (key investor document, presentation of past performance, sales prospectus, current annual, if applicable, semi-annual report), which contain detailed information on the opportunities and risks of the relevant fund. In the case of securities for which a securities prospectus is available, investment decisions should always be made on the basis of the securities prospectus, which contains detailed information on the opportunities and risks of this financial instrument, otherwise at least on the basis of the product information document. An investment decision should be based on all characteristics of the fund and not just on the sustainability-related aspects. All the aforementioned documents can be obtained from Joh. Berenberg, Gossler & Co. KG (Berenberg), Neuer Jungfernstieg 20, 20354 Hamburg, Germany, free of charge. The fund sales documents and the product information sheets for other securities are available via a download portal using the password »berenberg« at the Internet address <https://docman.vwd.com/portal/berenberg/index.html>. The sales documents of the funds can also be requested from the respective investment management company. We will be pleased to provide you with the specific address details upon request. A fund investment involves the purchase of shares in an investment fund, but not a specific underlying asset (e.g. shares in a company) held by that fund. The statements contained in this document are based either on own company sources or on publicly accessible third-party sources, and reflect the status of information as of the date of preparation of the presentation stated below. Subsequent changes cannot be taken into account in this document. The information given can become incorrect due to the passage of time and/or as a result of legal, political, economic or other changes. We do not assume responsibility to indicate such changes and/or to publish an updated document. Please refer to the online glossary at [www.berenberg.de/glossar](http://www.berenberg.de/glossar) for definitions of the technical terms used in this document.



**Sector Allocation by GiCS** The Global Industry Classification Standard ("GICS") was developed by and is the exclusive property and a service mark of MSCI Inc. ("MSCI") and Standard & Poor's, a division of the McGraw-Hill Companies, Inc. ("S&P") and is licensed for use by Joh. Berenberg, Gossler & Co. KG. Neither MSCI, S&P nor any third party involved in making or compiling the GICS or any GICS classifications makes any express or implied warranties or representations with respect to such standard or classification (or the results to be obtained by the use thereof), and all such parties hereby expressly disclaim all warranties of originality, accuracy, completeness, merchantability and fitness for a particular purpose with respect to any of such standard or classification. Without limiting any of the foregoing, in no event shall MSCI, S&P, any of their affiliates or any third party involved in making or compiling the GICS or any GICS classifications have any liability for any direct, indirect, special, punitive, consequential or any other

**On MSCI ESG Research:** Although Joh. Berenberg, Gossler & Co. KG's information providers, including without limitation, MSCI ESG Research LLC and its affiliates (the "ESG Parties"), obtain information (the "Information") from sources they consider reliable, none of the ESG Parties warrants or guarantees the originality, accuracy and/or completeness, of any data herein and expressly disclaim all express or implied warranties, including those of merchantability and fitness for a particular purpose. The Information may only be used for your internal use, may not be reproduced or disseminated in any form and may not be used as a basis for, or a component of, any financial instruments or products or indices. Further, none of the Information can in and of itself be used to determine which securities to buy or sell or when to buy or sell them. None of the ESG Parties shall have any liability for any errors or omissions in connection with any data herein, or any liability for any direct, indirect, special, punitive, consequential or any other damages (including lost profits) even if notified of the possibility of such damages.

**Benchmark for ESG metrics:** The iBoxx Euro Corporates Overall Total Return Index and iBoxx Euro Eurozone Sovereigns 1-10 years (the "Index") is the proprietary property of Markit North America, Inc., Markit Indices GmbH and/or its affiliates ("Index Provider") and has been licensed for use in connection with the fund (or other investment vehicle) or securities referenced herein ("Fund"). The Fund is not sponsored, endorsed or promoted by the Index Provider and the Index Provider does not make any warranties or representations on the accuracy, fitness or purpose or results to be obtained by using the Index and disclaims all liabilities in this regard. The Index provided by IHS Markit is subject to disclaimer currently available here (and as updated by IHS Markit from time to time): <https://ihsmarkit.com/Legal/disclaimers.html> and/or in the prospectus for the Fund. 2. Stoxx Europe 50: The EURO STOXX 50 (the "Index") is the intellectual property (including registered trademarks) of STOXX Ltd., Qontigo Index GmbH, or their licensors, and is used under a license. The fund is neither sponsored nor promoted, distributed or in any other manner supported by STOXX Ltd., Qontigo Index GmbH or their licensors, research partners or data providers and STOXX Ltd., Qontigo Index GmbH and their licensors, research partners or data providers do not give any warranty, and exclude any liability (whether in negligence or otherwise) with respect thereto generally or specifically in relation to any errors, omissions or interruptions in the Index or its data. 3. S&P 500: Copyright © 2022, S&P Dow Jones Indices LLC. Reproduction of S&P500 in any form is prohibited except with the prior written permission of S&P. S&P does not guarantee the accuracy, adequacy, completeness or availability of any information and is not responsible for any errors or omissions, regardless of the cause or for the results obtained from the use of such information. S&P disclaims any and all express or implied warranties, including, but not limited to, any warranties of merchantability or fitness for a particular purpose or use. In no event shall S&P be liable for any direct, indirect, special or consequential damages, costs, expenses, legal fees, or losses (including lost income or lost profit and opportunity costs) in connection with subscriber's or others' use of S&P500. EURIBOR® is a worldwide registered trademarks of EMMI a.i.s.b.l. All rights reserved. All uses of this name must indicate that the index is a registered trademark. A licensing Agreement with EMMI is mandatory for all commercial use of the registered trademark. EMMI wishes to express that as the administrator of the EURIBOR® and EONIA® benchmarks its responsibility is to deliver the reference rates to the market and ensure that they reflect the market reality. However, EMMI does not give any indication to market participants on the application of the benchmarks themselves.

**BVI method:** The charts and tables regarding performance shown here are based on own calculations according to the method developed by the German Investment Funds Association (BVI). They illustrate past performance. Future performance can deviate both positively and negatively from these calculations. Gross performance (BVI method) takes into account all charges at fund level (e.g. management fee), net performance plus the issue surcharge. As no issue surcharge is incurred for this share class the gross performance corresponds to the net performance. Additional charges can arise for individual investors (e.g. custody account fees, commissions and other fees). Also, fees may be charged for the administration of the safe custody account, which will lower the performance. Past performance is not a reliable indicator of future performance.

#### Berenberg

Joh. Berenberg, Gossler & Co. KG  
Neuer Jungfernstieg 20  
20354 Hamburg  
Deutschland

phone: +49 69 91 30 90-598  
[isabell.silverio@berenberg.de](mailto:isabell.silverio@berenberg.de)  
[www.berenberg.de](http://www.berenberg.de)