



Berenberg International Micro Cap R A

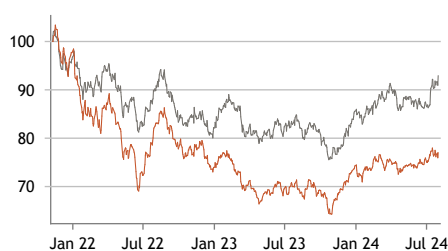
Actively managed equity fund

Investment Strategy

The investment objective of the Fund is long-term capital growth that outperforms the benchmark MSCI World ex Europe Micro Cap Index over a medium to long-term period. The main driver for this is the above-average earnings growth of the selected companies. The strategy is based on a disciplined bottom-up stock selection of attractive smaller companies (market capitalisation up to 1bn EUR) based outside Europe. The decisive criteria are among others end markets with structural growth, high entry barriers and excellent management teams.

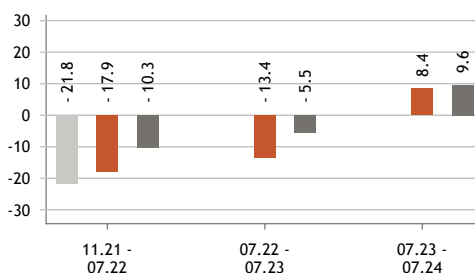
- Growth-oriented fund
- Diversified portfolio of 90-120 stocks
- Use of information inefficiencies due to low coverage
- Long-term investment horizon and low portfolio turnover
- Active approach, i.e. index weights have no influence on individual stock selection

Indexed Performance since inception (gross, in %)



◆ Fund (gross) ◆ Fund (net) ◆ MSCI World ex Europe Micro Cap Net TR EUR

12 months Performance (in %)



Accumulated Performance (gross, in %)

Period	Accumulated Performance (gross, in %)
since inception (10.11.2021 - 31.07.2024)	-22.97
since inception p.a.	-9.14
YTD (01.01.2024 - 31.07.2024)	3.74
1 Month (30.06.2024 - 31.07.2024)	1.46
1 Year (31.07.2023 - 31.07.2024)	8.40

Risk Figures since inception

Max. Drawdown since inception	-37.83 %
Max. Drawdown Period (Days)	987
Volatility 1 Year	11.11 %
Sharpe Ratio 1 Year	0.46
Information Ratio 1 Year	0.16
Tracking Error 1 Year	10.26 %

The charts and tables on historical performance shown are based on our own calculations in accordance with the BVI method developed by German Investment Fund Association (for explanation see "Notes"). **Information on past performance is not a reliable indicator of future performance.**

Sources: Berenberg, Capital Management Company

Fund management comment

In July, the indices of smaller stocks outperformed their large-cap counterparts in an international context. Although the Berenberg International Micro Cap had a positive performance in July, it lagged behind its benchmark index. After the strong outperformance of previous months, Aspeed's share price suffered some losses as part of the significant correction in the semiconductor sector. Marumae fared similarly, coming under some pressure in the difficult semiconductor market environment despite a confirmed third quarter result. Transcat shares performed slightly negatively when the strong sales figures were published just below analysts' estimates. In contrast, Hamilton Thorne's share price rose sharply following a takeover bid in July. UFP impressed with record sales in the second quarter, which drove its share price up. Mani's shares also benefited from sales growth. Last month, we decided to acquire As One, Japan's leading distributor of laboratory and medical technology.

Signatory of:



Fund data

Security Codes

ISIN LU2347482627

WKN A3CQ34

Inception date

10.11.2021

Fund manager

Peter Kraus

NAV per Share (31.07.2024)

EUR 77.03

Fund size

EUR 93.41 million

Share class volume

EUR 11.60 million

Fund currency

Euro

End of financial year

31 December

Management Company

Universal-Investment-Gesellschaft mbH

Custodian

BNP Paribas S.A. Niederlassung Deutschland

Asset Manager

Joh. Berenberg, Gossler & Co. KG

Registration and Distribution

AT, CH, DE, FR, LU

Cut-off/Settlement

daily/T+2

Cut-off time

12:00 p.m.
(Luxembourg time)

Overall Morningstar Rating™

not rated

Sustainability


Article 6 Funds

SFDR Classification (Sustainable Finance Disclosure Regulation)



Allocation of the portfolio

(in % of fund assets)



Top 10 positions

(in % of fund assets)

PLOVER BAY TECHNOLOGIES LTD.	2.41
MANI INC. REGISTERED SHARES O.	2.33
MARUMAE CO. LTD. REGISTERED SH	2.23
PARK SYSTEMS CORP.	2.07
LASERBOND LTD. REGISTERED SHAR	1.98
SHOEI CO. LTD.	1.95
AXCELIS TECHS (N)	1.89
PLUS ALPHA CONSULTING CO. LTD.	1.89
AVANT CORP. REGISTERED SHARES	1.88
OTC MARKETS GROUP INC. REGISTE	1.84

Additional fund information

Issue Surcharge
up to 5.00 %

Flat-rate fee
1.80 % p.a.

Total Expense Ratio (TER)
1.95 %

Performance fee
Up to 20% of the fund's returns generated in excess of the benchmark (MSCI World ex Europe Micro Cap Index) p.a.

Minimum investment
none

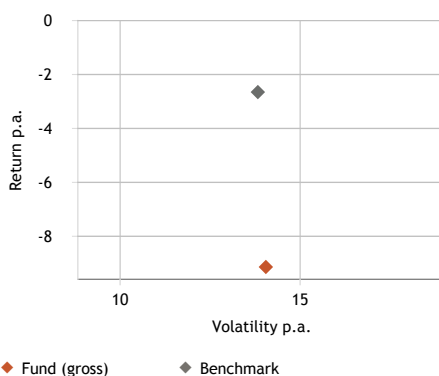
Currency allocation

(in % of fund assets)

29.25	Japanese yen
20.59	United States dollar
13.16	Australian dollar
12.35	Israeli new shekel
7.10	Canadian dollar
5.52	South Korean won
2.72	New Taiwan dollar
2.56	Singapore dollar
2.41	Hong Kong dollar
1.82	Pound sterling

Risk-return profile

(in %, since Inception)



Shares

Top 10 Country allocation

(in % of share capital)

29.25	Japan
20.59	USA
13.16	Australia
12.35	Israel
7.10	Canada
5.52	South Korea
2.72	Taiwan
2.56	Singapore
2.41	Hong Kong
1.82	United Kingdom

Sector allocation

(in % of share capital)

37.64	Information Technology
24.65	Industrials
12.84	Health Care
5.81	Consumer Discretionary
4.81	Financials
4.37	Materials
4.09	Energy
2.99	Consumer Staples
1.35	Communication Services

Sources: Berenberg, Capital Management Company
As of: 31.07.2024



Opportunities

- High return potential of stocks over the long term
- Development of growth stocks occasionally above average
- Development of small cap stocks above average in certain phases
- Possible additional earnings through individual value analysis and active management

Risks

- High susceptibility of shares to fluctuation, price losses possible
- Share value may fall below the purchase price at which the customer acquired the share
- Below-average development of growth stocks possible at times
- Below-average development of small stocks possible at times
- No guarantee of success for individual value analysis and active management
- Foreign currency investments and transactions denominated in foreign currencies are subject to exchange rate risks

Further details on the opportunities and risks of this fund can be found in the sales prospectus.

Important notes:

This information is a marketing communication. This information and references to issuers, financial instruments or financial products do not constitute an investment strategy recommendation pursuant to Article 3 (1) No. 34 Regulation (EU) No 596/2014 on market abuse (market abuse regulation) nor an investment recommendations pursuant to Article 3 (1) No. 35 Regulation (EU) No 596/2014, both provisions in connection with section 85 (1) of the German Securities Trading Act (WpHG). As a marketing communication this document does not meet all legal requirements to warrant the objectivity of investment recommendations and investment strategy recommendations and is not subject to the ban on trading prior to the publication of investment recommendations and investment strategy recommendations. This document is intended to give you an opportunity to form your own view of an investment. However, it does not replace a legal, tax or individual financial advice. Your investment objectives and your personal and financial circumstances were not taken into account. We therefore expressly point out that this information does not constitute individual investment advice. Any products or securities described may not be available for purchase in all countries or only in certain investor categories. This information may only be distributed within the framework of applicable law and in particular not to citizens of the USA or persons resident in the USA. The statements made herein have not been audited by any external party, particularly not by an independent auditing firm. Any future returns on fund investments may be subject to taxation, which depends on the personal situation of the investor and may change in the future. Returns on investments in foreign currencies may increase or decrease due to currency fluctuations. The purchase, holding, conversion or sale of a financial instrument, as well as the use or termination of an investment service, may give rise to costs that affect the expected income. In the case of investment funds, you should always make an investment decision on the basis of the sales documents (key investor document, presentation of past performance, sales prospectus, current annual, if applicable, semi-annual report), which contain detailed information on the opportunities and risks of the relevant fund. In the case of securities for which a securities prospectus is available, investment decisions should always be made on the basis of the securities prospectus, which contains detailed information on the opportunities and risks of this financial instrument, otherwise at least on the basis of the product information document. An investment decision should be based on all characteristics of the fund and not just on the sustainability-related aspects. All the aforementioned documents can be obtained from Joh. Berenberg, Gossler & Co. KG (Berenberg), Neuer Jungfernstieg 20, 20354 Hamburg, Germany, free of charge. The fund sales documents and the product information sheets for other securities are available via a download portal using the password »berenberg« at the Internet address <https://docman.vwd.com/portal/berenberg/index.html>. The sales documents of the funds can also be requested from the respective investment management company. We will be pleased to provide you with the specific address details upon request. A fund investment involves the purchase of shares in an investment fund, but not a specific underlying asset (e.g. shares in a company) held by that fund. The statements contained in this document are based either on own company sources or on publicly accessible third-party sources, and reflect the status of information as of the date of preparation of the presentation stated below. Subsequent changes cannot be taken into account in this document. The information given can become incorrect due to the passage of time and/or as a result of legal, political, economic or other changes. We do not assume responsibility to indicate such changes and/or to publish an updated document. Please refer to the online glossary at www.berenberg.de/glossar for definitions of the technical terms used in this document.



Benchmark: Neither MSCI nor any other party involved in or related to compiling, computing or creating the MSCI data makes any express or implied warranties or representations with respect to such data (or the results to be obtained by the use thereof), and all such parties hereby expressly disclaim all warranties of originality, accuracy, completeness, merchantability or fitness for a particular purpose with respect to any of such data. Without limiting any of the foregoing, in no event shall MSCI, any of its affiliates or any third party involved in or related to compiling, computing or creating the data have any liability for any direct, indirect, special, punitive, consequential or any other damages (including lost profits) even if notified of the possibility of such damages. No further distribution or dissemination of the MSCI data is permitted without MSCI's express written consent.

Sector Allocation by GICS The Global Industry Classification Standard ("GICS") was developed by and is the exclusive property and a service mark of MSCI Inc. ("MSCI") and Standard & Poor's, a division of the McGraw-Hill Companies, Inc. ("S&P") and is licensed for use by Joh. Berenberg, Gossler & Co. KG. Neither MSCI, S&P nor any third party involved in making or compiling the GICS or any GICS classifications makes any express or implied warranties or representations with respect to such standard or classification (or the results to be obtained by the use thereof), and all such parties hereby expressly disclaim all warranties of originality, accuracy, completeness, merchantability and fitness for a particular purpose with respect to any of such standard or classification. Without limiting any of the foregoing, in no event shall MSCI, S&P, any of their affiliates or any third party involved in making or compiling the GICS or any GICS classifications have any liability for any direct, indirect, special, punitive, consequential or any other damages (including lost profits) even if notified of the possibility of such damages.

For investors in Switzerland: The fund's domicile is Luxembourg. The fund is qualified for distribution to non-qualified investors in Switzerland. The paying agent in Switzerland is Telco AG, Bahnhofstrasse 4, CH-6430 Schwyz and the representative is 1741 Fund Solutions AG, Burggraben 16, 9000 St. Gallen, Switzerland. The prospectus including the general and specific terms, the key investor information document (KIID) as well as the annual and semi-annual report of the fund may be obtained free of charge and in German language from the aforementioned representative (Phone +41 58 458 48 00). For shares distributed in or from Switzerland place of execution and jurisdiction is at the representative's registered office.

BVI method: The charts and tables regarding performance shown here are based on own calculations according to the method developed by the German Investment Funds Association (BVI). They illustrate past performance. Future performance can deviate both positively and negatively from these calculations. Gross performance (BVI method) takes into account all charges at fund level (e.g. management fee), net performance plus the issue surcharge. Additional charges can arise for individual investors (e.g. custody account fees, commissions and other fees). Model calculation (net): An investor wants to purchase fund units for EUR 1,000 Euro. Considering a max 5.00. issue surcharge of 5.00 he has to pay EUR 50.00 Euro for the purchase. Also, fees may be charged for the administration of the safe custody account, which will lower the performance. Past performance is not a reliable indicator of future performance.

Berenberg

Joh. Berenberg, Gossler & Co. KG
Neuer Jungfernstieg 20
20354 Hamburg
Deutschland

phone: +49 69 91 30 90-472
selin.ceylan@berenberg.de
www.berenberg.de