



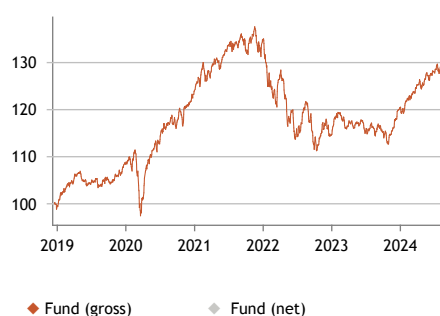
Berenberg Variato R A

Actively managed multi asset fund

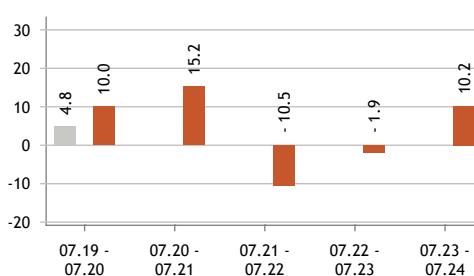
Investment Strategy

Berenberg Variato features an active investment approach without a benchmark, bundling Berenberg's best ideas. Strategic long-term positions in attractive capital markets segments are completed with thematic investments (e.g. megatrends) and opportunistic tactical positions. Investment vehicles are individual securities, mutual funds, ETFs and derivatives. Risk sensitivities are managed via overlay ex post. The target is to achieve attractive returns at the expense of a temporary higher volatility.

Indexed Performance since inception (gross, in %)



12 months Performance (in %)



Accumulated Performance (gross, in %)

Period	Performance (gross, in %)
since inception (18.12.2018 - 31.07.2024)	29.06
since inception p.a.	4.64
YTD (01.01.2024 - 31.07.2024)	7.15
1 Month (30.06.2024 - 31.07.2024)	0.80
1 Year (31.07.2023 - 31.07.2024)	10.16
3 Years (31.07.2021 - 31.07.2024)	-3.30
5 Years (31.07.2019 - 31.07.2024)	22.63

Risk Figures since inception

Max. Drawdown since inception	-19.16 %
Max. Drawdown Period (Days)	987
Volatility 3 Years	6.58 %

The charts and tables on historical performance shown are based on our own calculations in accordance with the BVI method developed by German Investment Fund Association (for explanation see "Notes"). **Information on past performance is not a reliable indicator of future performance.**

Sources: Berenberg, Capital Management Company

Fund management comment

A strong rotation out of mega-cap, technology, growth, and momentum stocks and into small-cap and value stocks characterised US equity markets in July. The market narrative was dominated by expectations of an imminent change in interest rates by the Federal Reserve, a slowing US economy and growing pessimism towards mega-caps. A similar picture emerged in European equity markets, where small caps and value stocks clearly outperformed their counterparts. Unexpectedly low US inflation figures and economic concerns led to a fall in safe government bond yields on both sides of the Atlantic. Credit spreads ended July virtually unchanged, while the euro price of gold rose by more than 5% over the month. The Berenberg Variato posted its ninth consecutive monthly gain in July.

Fund data

Security Codes

ISIN LU1878856043

WKN A2N6AQ

Inception date

18.12.2018

Fund manager

Prof Dr. Bernd Meyer

Ulrich Urbahn

NAV per Share (31.07.2024)

EUR 129.06

Fund size

EUR 239.61 million

Share class volume

EUR 30.16 million

Fund currency

Euro

Appropriation of income

accumulation

End of financial year

31 December

Management Company

Universal-Investment-Gesellschaft mbH

Custodian

BNP Paribas S.A. Niederlassung Deutschland

Asset Manager

Joh. Berenberg, Gossler & Co. KG

Registration and Distribution

AT, CH, DE, LU

Cut-off/Settlement

daily/T+3

Cut-off time

12:00 p.m.
(Luxembourg time)

Morningstar Rating™

3 Years: ★★

5 Years: ★★★★★

Overall: ★★★

(As of: 31.07.2024)

Sustainability

Article 8 Funds

SFDR Classification (Sustainable Finance Disclosure Regulation)

ESG Elements*

- ✓ Exclusion Criteria
- ✓ Controversies Screen
- ✓ Active Ownership

Impact focused

*Valid for individual security investments

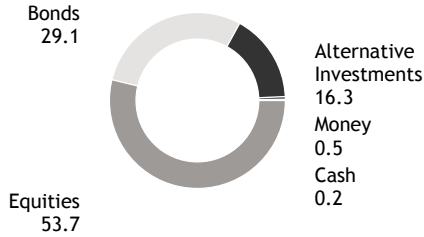
Signatory of:





Allocation of the portfolio

(in % of fund assets)



Top 10 positions

(in % of fund assets)

SOURCE PHYSICAL MARKETS/GOLD 3	6.83
INVESCO S&P 500 ESG UCITS ETF	5.93
BERENBERG EUROPEAN FOCUS FUND	4.94
BERENBERG EUROPEAN SMALL CAP B	4.28
MAN GLG EURO CORPORATE BOND	4.27
GOLDMAN SACHS INTERNATL NOTE 2	4.10
AIS-AMUNDI S&P 500 BUYBACK NAM	3.86
BERENBERG EUROPEAN MICRO CAP B	3.50
FIRST TR.GF-NASDAQ CYBER.ETF R	3.04
UBS IFS-CMCI COM.C.X-AG.SF ETF	2.99

Additional fund information

Issue Surcharge
up to 5.00 %

Flat-rate fee
1.56 % p.a.

Total Expense Ratio (TER)
1.80 %

Performance fee
20 %

Minimum investment
none

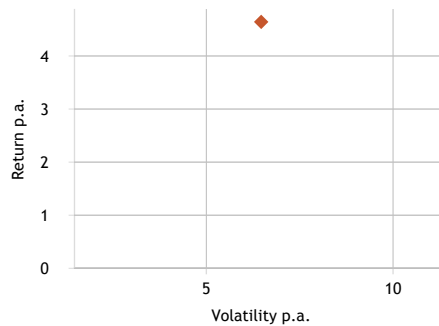
Currency allocation

(in % of fund assets)

EUR	49.34
USD	37.23
GBP	4.91
JPY	3.83
CHF	2.67
CNY	1.46
TRY	0.67

Risk-return profile

(in %, since Inception)



◆ Fund (gross)

Key figures

Ø Coupon of the bonds
4.72%

Ø Yield on bonds
6.56%

Duration in years
3.81

Modified Duration
3.77%

Bonds

Top 10 Country allocation

(in % of the bond assets)

Switzerland	18.06
Japan	17.39
USA	14.31
United Kingdom	10.86
Germany	9.16
Netherlands	7.43
Europe	5.76
Finland	4.41
Sweden	2.64
5F	2.41

Sector allocation

(in % of the bond assets)

Finance	50.10
Corporates	36.36
Government Bonds	10.28
Supnationals	3.26

Maturity structure

(in % of the bond assets)

up to 1 year	35.11
1 - 3 years	20.85
3 - 5 years	2.81
> 15 years	41.24

Rating allocation

(in % of the bond assets)

AAA	3.26
AA+	10.28
A+	43.92
A-	5.58
BBB+	4.88
BBB	9.85
BBB-	9.42
BB+	3.31
BB-	2.64
NR	5.76

Sources: Berenberg, Capital Management Company
As of: 31.07.2024



Opportunities

- Attractive return potential over the medium to long term
- Aboveaverage performance by exploiting investment opportunities across regions and asset classes, focusing on attractive market segments and structural investment themes
- Possible additional returns through active and opportunistic management

Risks

- High volatility of equities, riskier bonds and currencies, price losses possible
- Share value may fall below the purchase price at which the client acquired the share
- No guarantee of success due to active and opportunistic management
- Entering into index and currency futures to manage quotas may increase the risk of loss, at least temporarily

Further details on the opportunities and risks of this fund can be found in the sales prospectus.

Important notes:

This information is a marketing communication. This information and references to issuers, financial instruments or financial products do not constitute an investment strategy recommendation pursuant to Article 3 (1) No. 34 Regulation (EU) No 596/2014 on market abuse (market abuse regulation) nor an investment recommendations pursuant to Article 3 (1) No. 35 Regulation (EU) No 596/2014, both provisions in connection with section 85 (1) of the German Securities Trading Act (WpHG). As a marketing communication this document does not meet all legal requirements to warrant the objectivity of investment recommendations and investment strategy recommendations and is not subject to the ban on trading prior to the publication of investment recommendations and investment strategy recommendations. This document is intended to give you an opportunity to form your own view of an investment. However, it does not replace a legal, tax or individual financial advice. Your investment objectives and your personal and financial circumstances were not taken into account. We therefore expressly point out that this information does not constitute individual investment advice. Any products or securities described may not be available for purchase in all countries or only in certain investor categories. This information may only be distributed within the framework of applicable law and in particular not to citizens of the USA or persons resident in the USA. The statements made herein have not been audited by any external party, particularly not by an independent auditing firm. Any future returns on fund investments may be subject to taxation, which depends on the personal situation of the investor and may change in the future. Returns on investments in foreign currencies may increase or decrease due to currency fluctuations. The purchase, holding, conversion or sale of a financial instrument, as well as the use or termination of an investment service, may give rise to costs that affect the expected income. In the case of investment funds, you should always make an investment decision on the basis of the sales documents (key investor document, presentation of past performance, sales prospectus, current annual, if applicable, semi-annual report), which contain detailed information on the opportunities and risks of the relevant fund. In the case of securities for which a securities prospectus is available, investment decisions should always be made on the basis of the securities prospectus, which contains detailed information on the opportunities and risks of this financial instrument, otherwise at least on the basis of the product information document. An investment decision should be based on all characteristics of the fund and not just on the sustainability-related aspects. All the aforementioned documents can be obtained from Joh. Berenberg, Gossler & Co. KG (Berenberg), Neuer Jungfernstieg 20, 20354 Hamburg, Germany, free of charge. The fund sales documents and the product information sheets for other securities are available via a download portal using the password »berenberg« at the Internet address <https://docman.vwd.com/portal/berenberg/index.html>. The sales documents of the funds can also be requested from the respective investment management company. We will be pleased to provide you with the specific address details upon request. A fund investment involves the purchase of shares in an investment fund, but not a specific underlying asset (e.g. shares in a company) held by that fund. The statements contained in this document are based either on own company sources or on publicly accessible third-party sources, and reflect the status of information as of the date of preparation of the presentation stated below. Subsequent changes cannot be taken into account in this document. The information given can become incorrect due to the passage of time and/or as a result of legal, political, economic or other changes. We do not assume responsibility to indicate such changes and/or to publish an updated document. Please refer to the online glossary at www.berenberg.de/glossar for definitions of the technical terms used in this document.



Sector Allocation by GICS The Global Industry Classification Standard ("GICS") was developed by and is the exclusive property and a service mark of MSCI Inc. ("MSCI") and Standard & Poor's, a division of the McGraw-Hill Companies, Inc. ("S&P") and is licensed for use by Joh. Berenberg, Gossler & Co. KG. Neither MSCI, S&P nor any third party involved in making or compiling the GICS or any GICS classifications makes any express or implied warranties or representations with respect to such standard or classification (or the results to be obtained by the use thereof), and all such parties hereby expressly disclaim all warranties of originality, accuracy, completeness, merchantability and fitness for a particular purpose with respect to any of such standard or classification. Without limiting any of the foregoing, in no event shall MSCI, S&P, any of their affiliates or any third party involved in making or compiling the GICS or any GICS classifications have any liability for any direct, indirect, special, punitive, consequential or any other

For investors in Switzerland: The fund's domicile is Luxembourg. The fund is qualified for distribution to non-qualified investors in Switzerland. The paying agent in Switzerland is Telco AG, Bahnhofstrasse 4, CH-6430 Schwyz and the representative is 1741 Fund Solutions AG, Burggraben 16, 9000 St. Gallen, Switzerland. The prospectus including the general and specific terms, the key investor information document (KIID) as well as the annual and semi-annual report of the fund may be obtained free of charge and in German language from the aforementioned representative (Phone +41 58 458 48 00). For shares distributed in or from Switzerland place of execution and jurisdiction is at the representative's registered office.

© 2022 Morningstar. All Rights Reserved. The information contained herein: (1) is proprietary to Morningstar; (2) may not be copied or distributed; and (3) is not warranted to be accurate, complete or timely. Neither Morningstar nor its content providers are responsible for any damages or losses arising from any use of this information. Past performance is no guarantee of future results.

BVI method: The charts and tables regarding performance shown here are based on own calculations according to the method developed by the German Investment Funds Association (BVI). They illustrate past performance. Future performance can deviate both positively and negatively from these calculations. Gross performance (BVI method) takes into account all charges at fund level (e.g. management fee), net performance plus the issue surcharge. Additional charges can arise for individual investors (e.g. custody account fees, commissions and other fees). Model calculation (net): An investor wants to purchase fund units for EUR 1,000 Euro. Considering a max 5.00 issue surcharge of 5.00 he has to pay EUR 50.00 Euro for the purchase. Also, fees may be charged for the administration of the safe custody account, which will lower the performance. Past performance is not a reliable indicator of future performance.

Berenberg

Joh. Berenberg, Gossler & Co. KG
Neuer Jungfernstieg 20
20354 Hamburg
Deutschland

phone: +49 69 91 30 90-598
isabell.silverio@berenberg.de
www.berenberg.de