



Berenberg European Focus Fund R A

Actively managed equity fund

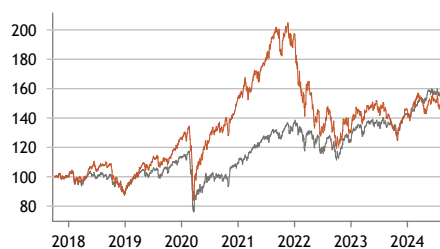
Investment Strategy

The investment objective of the Berenberg European Focus Fund is to achieve long-term capital growth that outperforms the benchmark MSCI Europe Index over a medium to long-term period. The main driver for this is the underlying above-average and sustainable profit growth of the selected companies. These companies are based in Europe, but often operate globally.

The fund management invests in companies that achieve sustainable growth over long periods with high profitability. The decisive criteria for these business models are high entry barriers, end markets with structural growth and excellent management teams.

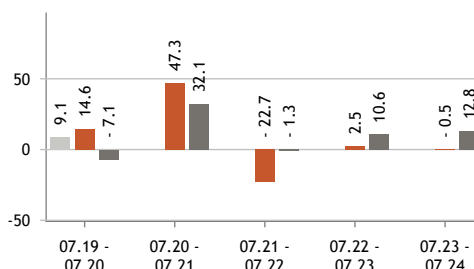
- Growth-oriented fund
- Concentrated portfolio of about 50 stocks
- All cap approach, i.e. exploiting investment opportunities across all market segments
- Long-term investment horizon and therefore low portfolio turnover
- Active approach, i.e. index weights do not have influence on individual stock selection

Indexed Performance since inception (gross, in %)



◆ Fund (gross) ◆ Fund (net) ◆ MSCI Europe EUR (NR)

12 months Performance (in %)



Accumulated Performance (gross, in %)

since inception	(02.10.2017 - 31.07.2024)	49.71
since inception p.a.		6.08
YTD	(01.01.2024 - 31.07.2024)	2.63
1 Month	(30.06.2024 - 31.07.2024)	-1.17
1 Year	(31.07.2023 - 31.07.2024)	-0.52
3 Years	(31.07.2021 - 31.07.2024)	-21.17
5 Years	(31.07.2019 - 31.07.2024)	33.04

Risk Figures since inception

Max. Drawdown since inception	-41.73 %
Max. Drawdown Period (Days)	985
Volatility 3 Years	20.52 %
Information Ratio 3 Years	-1.30
Tracking Error 3 Years	10.98 %

The charts and tables on historical performance shown are based on our own calculations in accordance with the BVI method developed by German Investment Fund Association (for explanation see "Notes"). **Information on past performance is not a reliable indicator of future performance.**

Sources: Berenberg, Capital Management Company

Fund management comment

The S&P 500 recorded a new all-time high almost every day at the beginning of July, led by Big Tech. However, the weaker-than-expected CPI print led to a rotation. The Berenberg European Focus underperformed its benchmark. After a strong first half of the year, investors took profits in the British IT systems provider Soficat, without any relevant news flow. ASML performed poorly, although the company delivered good figures. This was due to a mixture of geopolitical concerns and an already strong positioning in the share, while the momentum in AI-related companies declined sharply. On the other hand, strong figures and an optimistic outlook helped Addtech to make significant gains. Takeover speculation and an improving outlook for the sector helped Fineco to make gains. We opened a position in Diploma and Fugro in July. We disposed of DSV.

Fund data

Security Codes

ISIN LU1637618155

WKN A2DVP7

Inception date

02.10.2017

Fund manager

Matthias Born

NAV per Share (31.07.2024)

EUR 149.71

Fund size

EUR 321.98 million

Share class volume

EUR 36.78 million

Fund currency

Euro

Appropriation of income

accumulation

End of financial year

31 December

Management Company

Universal-Investment-Luxembourg S.A.

Custodian

BNP Paribas S.A. Niederlassung Deutschland

Asset Manager

Joh. Berenberg, Gossler & Co. KG

Registration and Distribution

AT, CH, CL, DE, ES, FR, HK, IT, LI, LU, PT, SG

Cut-off/Settlement

daily/T+2

Cut-off time

12:00 p.m.
(Luxembourg time)

Morningstar Rating™

3 Years: ★

5 Years: ★★★

Overall: ★★

(As of: 31.07.2024)

Sustainability

Article 8 Funds

SFDR Classification (Sustainable Finance Disclosure Regulation)

ESG Elements

- ✓ Exclusion Criteria
- ✓ Controversies Screen
- ✓ Active Ownership
- Impact focused


Signatory of:





Allocation of the portfolio

(in % of fund assets)



Top 10 positions

(in % of fund assets)

SAP SE	7.82
ASML HOLDING NV	6.85
NOVO-NORDISK AS	6.33
ASTRAZENECA PLC	5.98
LONDON STOCK EXCHANGE	4.28
SCHNEIDER ELECTRIC SE	3.58
COMPAGNIE FINANCIERE RICHEMONT	3.50
ADDTECH AB	3.00
ALCON, INC.	2.78
TRELLEBORG AB	2.71

Additional fund information

Issue Surcharge
up to 5.00 %

Flat-rate fee
1.56 % p.a.

Total Expense Ratio (TER)
1.65 %

Performance fee
none

Minimum investment
none

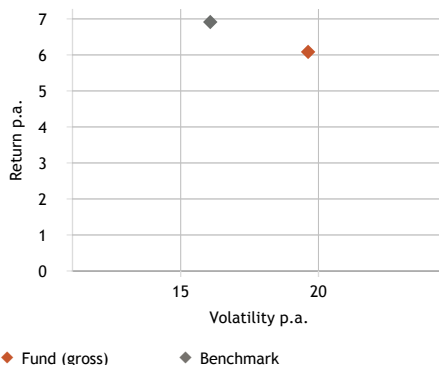
Currency allocation

(in % of fund assets)

Euro	46.43
Pound sterling	21.61
Swedish krona	13.31
Swiss franc	9.11
Danish krone	8.79
Polish zloty	0.75

Risk-return profile

(in %, since Inception)



Shares

Top 10 Country allocation

(in % of share capital)

United Kingdom	23.44
Germany	17.11
Netherlands	14.50
Sweden	13.16
Switzerland	9.00
Denmark	8.69
France	4.87
Italy	4.53
Spain	1.43
Finland	1.38

Sector allocation

(in % of share capital)

Information Technology	25.27
Health Care	23.09
Industrials	18.49
Financials	16.18
Consumer Discretionary	8.80
Communication Services	3.87
Consumer Staples	3.16

Sources: Berenberg, Capital Management Company
As of: 31.07.2024



Berenberg European Focus Fund R A

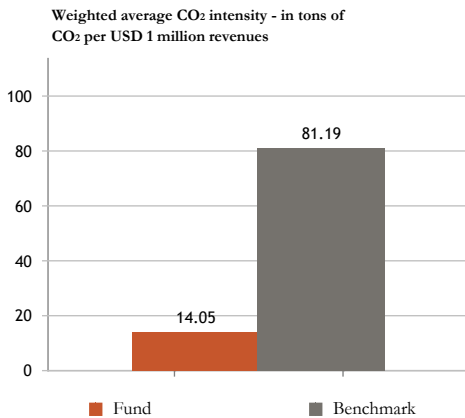
Actively managed equity fund

Consideration of ESG Elements

Identifying companies and business models that will be successful in the long term is the basis for good investment decisions. Environmental, Social and Governance (ESG) factors are key factors in decision making and are therefore integral components of the investment process.

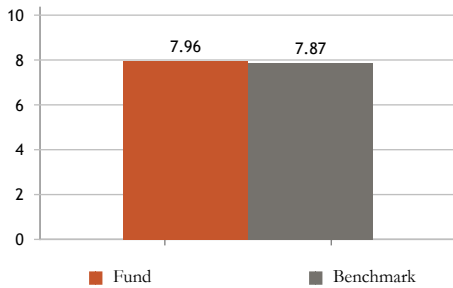
CO₂ Intensity

The fund does not actively manage its carbon footprint, however, emissions data such as CO₂ intensity are relevant parameters which can be used to assess the efficient management of a company and the extent of transition risks.



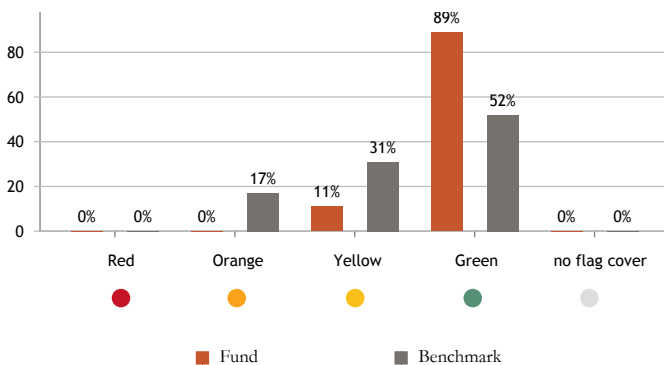
ESG Score

The data provider MSCI ESG uses an ESG score of 0 to 10 to assess the management of material ESG risks of portfolio holdings compared to competitors.



ESG Controversies Screen

Investments in the fund are monitored for ESG controversies and, with the help of MSCI ESG data, flagged according to their severity. Thereby, potential ESG risks of investments are identified. In the case of an orange flag (severe controversy), we enter into an active exchange with the company. In the case of a red flag (very severe controversy), the company is excluded.



Benchmark for ESG metrics: MSCI Europe

Portfolio as of 31 Jul 2024. Source: MSCI ESG, own calculations and presentation. Certain information © 2023 MSCI ESG Research LLC. Reproduced by permission. Data coverage for fund and benchmark: graph "CO₂-Intensity" (100.00%/100.00%), graph "ESG Score" (100.00%/100.00%). Liquidity and securities which are not covered by MSCI ESG are excluded from the calculation of the ESG metrics for the fund as well as the benchmark. The weights of the remaining fund and benchmark components are normalised to 100%.

Glossary & Methodology

Active Ownership

The term "Active Ownership" encompasses all our activities where we, as an investor, attempt to positively influence a company's management of ESG aspects. This includes Engagement, i.e. direct dialogue with companies to discuss specific ESG objectives as well as proxy voting, i.e. our voting recommendations to our fund administrator, which then exercises the voting rights at general meetings.

CO₂ Intensity

The CO₂ Intensity (Scope 1 & 2 emissions) per company is multiplied by its portfolio weight (current value of the investment by current portfolio value) and summed up. This weighted average CO₂ Intensity provides an indication of the portfolio's exposure to CO₂-emission intensive companies.

ESG Score

Using a score between 0 (lowest) and 10 (highest), MSCI ESG assesses the ability of portfolio holdings to identify and manage environmental, social and governance-related risks compared to peers. The ESG scores are assigned at the holding level and are aggregated at the portfolio level as the weighted average ESG Score.

ESG Controversies Screen

MSCI ESG analyses controversial business practices from the five areas environment, human rights, labour rights & supply management, customers and governance. The controversies are rated according to their reputational risk as well as the operational handling by a flagging system. Green indicates no or weak controversies, yellow indicates moderate controversies, orange indicates severe controversies and red indicates very severe controversies.



Opportunities

- High return potential of stocks over the long-term
- Development of growth stocks occasionally above average
- Development of small cap stocks above average in certain phases
- Possible additional earnings through individual value analysis and active management

Risks

- High susceptibility of shares to fluctuation, price losses possible
- Share value may fall below the purchase price at which the customer acquired the share
- Below-average development of growth stocks possible at times
- Below-average development of small stocks possible at times
- No guarantee of success for individual value analysis and active management
- Concentration risk due to focus on investments in the Euro currency and European region
- Foreign currency investments and transactions denominated in foreign currencies are subject to exchange rate risks

Further details on the opportunities and risks of this fund can be found in the sales prospectus.

Important notes:

This information is a marketing communication. This information and references to issuers, financial instruments or financial products do not constitute an investment strategy recommendation pursuant to Article 3 (1) No. 34 Regulation (EU) No 596/2014 on market abuse (market abuse regulation) nor an investment recommendations pursuant to Article 3 (1) No. 35 Regulation (EU) No 596/2014, both provisions in connection with section 85 (1) of the German Securities Trading Act (WpHG). As a marketing communication this document does not meet all legal requirements to warrant the objectivity of investment recommendations and investment strategy recommendations and is not subject to the ban on trading prior to the publication of investment recommendations and investment strategy recommendations. This document is intended to give you an opportunity to form your own view of an investment. However, it does not replace a legal, tax or individual financial advice. Your investment objectives and your personal and financial circumstances were not taken into account. We therefore expressly point out that this information does not constitute individual investment advice. Any products or securities described may not be available for purchase in all countries or only in certain investor categories. This information may only be distributed within the framework of applicable law and in particular not to citizens of the USA or persons resident in the USA. The statements made herein have not been audited by any external party, particularly not by an independent auditing firm. Any future returns on fund investments may be subject to taxation, which depends on the personal situation of the investor and may change in the future. Returns on investments in foreign currencies may increase or decrease due to currency fluctuations. The purchase, holding, conversion or sale of a financial instrument, as well as the use or termination of an investment service, may give rise to costs that affect the expected income. In the case of investment funds, you should always make an investment decision on the basis of the sales documents (key investor document, presentation of past performance, sales prospectus, current annual, if applicable, semi-annual report), which contain detailed information on the opportunities and risks of the relevant fund. In the case of securities for which a securities prospectus is available, investment decisions should always be made on the basis of the securities prospectus, which contains detailed information on the opportunities and risks of this financial instrument, otherwise at least on the basis of the product information document. An investment decision should be based on all characteristics of the fund and not just on the sustainability-related aspects. All the aforementioned documents can be obtained from Joh. Berenberg, Gossler & Co. KG (Berenberg), Neuer Jungfernstieg 20, 20354 Hamburg, Germany, free of charge. The fund sales documents and the product information sheets for other securities are available via a download portal using the password »berenberg« at the Internet address <https://docman.vwd.com/portal/berenberg/index.html>. The sales documents of the funds can also be requested from the respective investment management company. We will be pleased to provide you with the specific address details upon request. A fund investment involves the purchase of shares in an investment fund, but not a specific underlying asset (e.g. shares in a company) held by that fund. The statements contained in this document are based either on own company sources or on publicly accessible third-party sources, and reflect the status of information as of the date of preparation of the presentation stated below. Subsequent changes cannot be taken into account in this document. The information given can become incorrect due to the passage of time and/or as a result of legal, political, economic or other changes. We do not assume responsibility to indicate such changes and/or to publish an updated document. Please refer to the online glossary at www.berenberg.de/glossar for definitions of the technical terms used in this document.



Benchmark: Neither MSCI nor any other party involved in or related to compiling, computing or creating the MSCI data makes any express or implied warranties or representations with respect to such data (or the results to be obtained by the use thereof), and all such parties hereby expressly disclaim all warranties of originality, accuracy, completeness, merchantability or fitness for a particular purpose with respect to any of such data. Without limiting any of the foregoing, in no event shall MSCI, any of its affiliates or any third party involved in or related to compiling, computing or creating the data have any liability for any direct, indirect, special, punitive, consequential or any other damages (including lost profits) even if notified of the possibility of such damages. No further distribution or dissemination of the MSCI data is permitted without MSCI's express written consent.

Sector Allocation by GICS The Global Industry Classification Standard ("GICS") was developed by and is the exclusive property and a service mark of MSCI Inc. ("MSCI") and Standard & Poor's, a division of the McGraw-Hill Companies, Inc. ("S&P") and is licensed for use by Joh. Berenberg, Gossler & Co. KG. Neither MSCI, S&P nor any third party involved in making or compiling the GICS or any GICS classifications makes any express or implied warranties or representations with respect to such standard or classification (or the results to be obtained by the use thereof), and all such parties hereby expressly disclaim all warranties of originality, accuracy, completeness, merchantability and fitness for a particular purpose with respect to any of such standard or classification. Without limiting any of the foregoing, in no event shall MSCI, S&P, any of their affiliates or any third party involved in making or compiling the GICS or any GICS classifications have any liability for any direct, indirect, special, punitive, consequential or any other damages (including lost profits) even if notified of the possibility of such damages.

For investors in Switzerland: The fund's domicile is Luxembourg. The fund is qualified for distribution to non-qualified investors in Switzerland. The paying agent in Switzerland is Tellco AG, Bahnhofstrasse 4, CH-6430 Schwyz and the representative is 1741 Fund Solutions AG, Burggraben 16, 9000 St. Gallen, Switzerland. The prospectus including the general and specific terms, the key investor information document (KIID) as well as the annual and semi-annual report of the fund may be obtained free of charge and in German language from the aforementioned representative (Phone +41 58 458 48 00). For shares distributed in or from Switzerland place of execution and jurisdiction is at the representative's registered office.

For residents of hong kong: Warning: the contents of this factsheet have not been reviewed by any regulatory authority in hong kong. You are advised to exercise caution in relation to the offer. If you are in any doubt about any of the contents of this factsheet, you should obtain independent professional advice. The contents of this factsheet have not been reviewed or approved by any regulatory authority in hong kong. This factsheet does not constitute an offer or invitation to the public in hong kong to acquire units. Accordingly, no person may issue or have in its possession for the purposes of issue, this factsheet or any advertisement, invitation or document relating to the units, which is directed at, or the contents of which are likely to be accessed or read by, the public in hong kong except where: (i) the units are only intended to be offered to "professional investors" (as such term is defined in the securities and futures ordinance of hong kong (cap. 571 of the laws of hong kong), as amended (the "sfo") and the subsidiary legislation made thereunder); (ii) in circumstances which do not result in this factsheet being a "prospectus" as defined in the companies (winding up and miscellaneous provisions) ordinance of hong kong (cap. 32 of the laws of hong kong), as amended (the "co"); or (iii) in circumstances which do not constitute an offer or an invitation to the public for the purposes of the sfo or the co. The offer of the units is personal to the person to whom this factsheet has been delivered and a subscription for units will only be accepted from such person. No person to whom a copy of this factsheet is issued may copy, issue or distribute this factsheet in hong kong, or make or give a copy of this factsheet to any other person.

For investors in Spain: In Spain, the funds are registered with number 1691 with the Spanish Securities Market Commission (CNMV).

On MSCI ESG Research: Although Joh. Berenberg, Gossler & Co. KG's information providers, including without limitation, MSCI ESG Research LLC and its affiliates (the "ESG Parties"), obtain information (the "Information") from sources they consider reliable, none of the ESG Parties warrants or guarantees the originality, accuracy and/or completeness, of any data herein and expressly disclaim all express or implied warranties, including those of merchantability and fitness for a particular purpose. The Information may only be used for your internal use, may not be reproduced or disseminated in any form and may not be used as a basis for, or a component of, any financial instruments or products or indices. Further, none of the Information can in and of itself be used to determine which securities to buy or sell or when to buy or sell them. None of the ESG Parties shall have any liability for any errors or omissions in connection with any data herein, or any liability for any direct, indirect, special, punitive, consequential or any other damages (including lost profits) even if notified of the possibility of such damages.

© 2022 Morningstar. All Rights Reserved. The information contained herein: (1) is proprietary to Morningstar; (2) may not be copied or distributed; and (3) is not warranted to be accurate, complete or timely. Neither Morningstar nor its content providers are responsible for any damages or losses arising from any use of this information. Past performance is no guarantee of future results.

BVI method: The charts and tables regarding performance shown here are based on own calculations according to the method developed by the German Investment Funds Association (BVI). They illustrate past performance. Future performance can deviate both positively and negatively from these calculations. Gross performance (BVI method) takes into account all charges at fund level (e.g. management fee), net performance plus the issue surcharge. Additional charges can arise for individual investors (e.g. custody account fees, commissions and other fees). Model calculation (net): An investor wants to purchase fund units for EUR 1,000 Euro. Considering a max 5.00. issue surcharge of 5.00 he has to pay EUR 50.00 Euro for the purchase. Also, fees may be charged for the administration of the safe custody account, which will lower the performance. Past performance is not a reliable indicator of future performance.

Berenberg

Joh. Berenberg, Gossler & Co. KG
Neuer Jungfernstieg 20
20354 Hamburg
Deutschland

phone: +49 69 91 30 90-472
selin.ceylan@berenberg.de
www.berenberg.de