



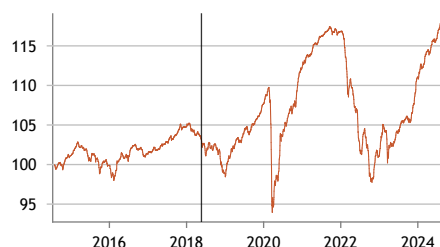
# Berenberg Credit Opportunities R A

Actively managed fixed income fund

## Investment Strategy

The Berenberg Credit Opportunities is a benchmark independent, flexible bond fund with an investment focus on global corporate bonds. The investment strategy makes it possible to invest in securities from all sub-segments of the bond market. The objective of the investment strategy is not only an attractive return, but also the generation of continuous coupon income. In the medium term, the formation of a total return character is aspired. Interest, credit and currency risks can be actively managed using derivatives. With its offensive management, the fund can increase the earnings opportunities of existing bond portfolios as an addition and is suitable for investors who can tolerate higher fluctuations in the fund price for this portion of their investments. Note: The investment strategy of the fund was changed as of 22.05.2018. Name of the fund until 14.10.2020: Global Bond Opportunities.

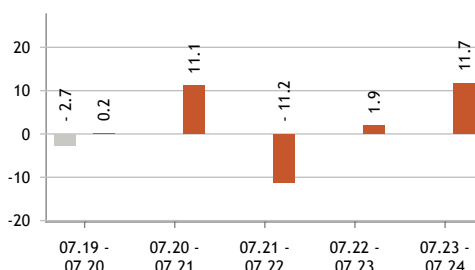
## Indexed Performance 10 Years (gross, in %)



◆ Fund (gross)    ◆ Fund (net)

The investment strategy of the fund was changed on May 22, 2018 (see marking). The previous performance is not representative of the current investment strategy of the fund.

## 12 months Performance (in %)



## Accumulated Performance (gross, in %)

since inception	(29.07.2011 - 31.07.2024)	32.94
since inception p.a.		2.21
YTD	(01.01.2024 - 31.07.2024)	6.10
1 Month	(30.06.2024 - 31.07.2024)	1.70
1 Year	(31.07.2023 - 31.07.2024)	11.70
3 Years	(31.07.2021 - 31.07.2024)	1.10
5 Years	(31.07.2019 - 31.07.2024)	12.57

## Risk Figures since inception

Max. Drawdown since inception	-16.76 %
Max. Drawdown Period (Days)	1046
Volatility 3 Years	3.03 %

The charts and tables on historical performance shown are based on our own calculations in accordance with the BVI method developed by German Investment Fund Association (for explanation see "Notes"). **Information on past performance is not a reliable indicator of future performance.**

Sources: Berenberg, Capital Management Company

## Fund management comment

Signatory of:



## Fund data

### Security Codes

ISIN LU0636630005

WKN A1JBQ7

### Inception date

28.07.2011

### Fund manager

Christian Bettinger

Gerald Deutsch

### NAV per Share (31.07.2024)

EUR 132.94

### Fund size

EUR 75.22 million

### Share class volume

EUR 13.49 million

### Fund currency

Euro

### Appropriation of income

accumulation

### End of financial year

31 December

### Management Company

Universal-Investment-Luxembourg S.A.

### Custodian

BNP Paribas S.A. Niederlassung Deutschland

### Asset Manager

Joh. Berenberg, Gossler & Co. KG

### Registration and Distribution

CH, DE, LU

### Cut-off/Settlement

daily/T+3

### Cut-off time

12:00 p.m.  
(Luxembourg time)

### Morningstar Rating™

3 Years: ★★★

5 Years: ★★★★★

Overall: ★★★★★

(As of: 31.07.2024)

### Sustainability

#### Article 8 Funds

SFDR Classification (Sustainable Finance Disclosure Regulation)

#### ESG Elements\*

- ✓ Exclusion Criteria
- ✓ Controversies Screen
- ✓ Active Ownership

#### Impact focused

\*Valid for individual security investments



**Allocation of bonds**

(in % of fund assets)

Financial Bonds	-
Bank AT1	14.10
Insurance RT1	6.90
Bank LT2	28.70
Insurance T2	17.60
Senior	26.10
Corporate Bonds	-
Senior	2.70
Others	-
Other	3.90

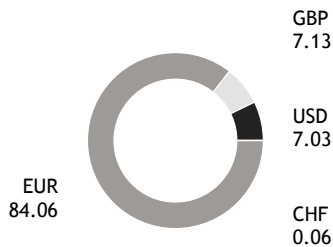
**Top 10 positions**

(in % of fund assets)

ATHORA HLDG 24/34	1.47
DEUTSCHE PFANDBRIEFBANK AG LS-	1.39
CNP ASSURANCES S.A. EO-FLR NOT	1.35
ADVANZIA BANK S.A. REG.S. V.24	1.35
MÜNCHENER RÜCKVERS.-GES. AG FL	1.35
GR.ASSU.CR.M 24/44 FLR	1.35
SEB 22/25 MTN	1.33
OP YRITYSPANKKI OYJ EO-NON-PRE	1.32
AAREAL BANK AG SUBORD.-NTS. V.	1.31
LB.HESSEN-THÜRINGEN GZ FLR-MTN	1.30

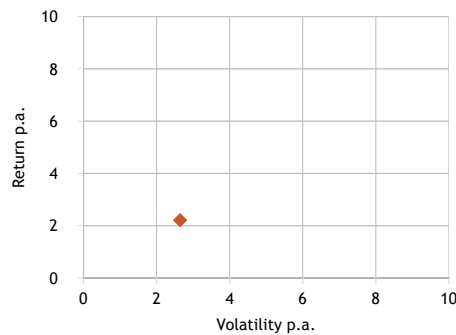
**Currency allocation**

(in % of fund assets)



**Risk-return profile**

(in %, since Inception)



◆ Fund (gross)

**Top 10 country-allocation**

(in %)

Germany	14.12
France	12.27
United Kingdom	8.71
Italy	7.41
Netherlands	6.80
Portugal	5.16
Ireland	5.06
Bermuda	4.35
Spain	4.29
Austria	4.22

**Rating allocation**

(in %)

AA	2.35
A	12.69
BBB	38.72
BB	38.78
B	0.81
NR	1.99

**Maturity structure**

(in % of the bond assets)

up to 1 year	12.70
1 - 3 years	22.90
3 - 5 years	34.90
5 - 7 years	11.20
7 - 10 years	12.20
> 10 years	6.10

**Additional fund information**

**Issue Surcharge**

up to 3.00 %

**Flat-rate fee**

1.10 % p.a.

**Total Expense Ratio (TER)**

1.24 %

**Performance fee**

none

**Minimum investment**

none

**Key figures**

**Ø Coupon of the bonds**

5.76%

**Ø Yield on bonds**

5.24%

**Ø Rating of bonds**

BBB-

**Duration in years**

4.07

**Modified Duration**

4.07

**Number of bonds**

106

Sources: Berenberg, Capital Management Company

As of: 31.07.2024



### Opportunities

- Attractive return potential over the medium to long term
- Above-average performance by exploiting various value drivers of the bond market
- Possible additional income through active and opportunistic management
- Generation of attractive distributable income

### Risks

- Bonds are susceptible to fluctuations, price losses possible
- Unit value may fall below the purchase price at which the client acquired the unit
- No guarantee of success due to active and opportunistic management

Further details on the opportunities and risks of this fund can be found in the sales prospectus.

### Important notes:

This information is a marketing communication. This information and references to issuers, financial instruments or financial products do not constitute an investment strategy recommendation pursuant to Article 3 (1) No. 34 Regulation (EU) No 596/2014 on market abuse (market abuse regulation) nor an investment recommendations pursuant to Article 3 (1) No. 35 Regulation (EU) No 596/2014, both provisions in connection with section 85 (1) of the German Securities Trading Act (WpHG). As a marketing communication this document does not meet all legal requirements to warrant the objectivity of investment recommendations and investment strategy recommendations and is not subject to the ban on trading prior to the publication of investment recommendations and investment strategy recommendations. This document is intended to give you an opportunity to form your own view of an investment. However, it does not replace a legal, tax or individual financial advice. Your investment objectives and your personal and financial circumstances were not taken into account. We therefore expressly point out that this information does not constitute individual investment advice. Any products or securities described may not be available for purchase in all countries or only in certain investor categories. This information may only be distributed within the framework of applicable law and in particular not to citizens of the USA or persons resident in the USA. The statements made herein have not been audited by any external party, particularly not by an independent auditing firm. Any future returns on fund investments may be subject to taxation, which depends on the personal situation of the investor and may change in the future. Returns on investments in foreign currencies may increase or decrease due to currency fluctuations. The purchase, holding, conversion or sale of a financial instrument, as well as the use or termination of an investment service, may give rise to costs that affect the expected income. In the case of investment funds, you should always make an investment decision on the basis of the sales documents (key investor document, presentation of past performance, sales prospectus, current annual, if applicable, semi-annual report), which contain detailed information on the opportunities and risks of the relevant fund. In the case of securities for which a securities prospectus is available, investment decisions should always be made on the basis of the securities prospectus, which contains detailed information on the opportunities and risks of this financial instrument, otherwise at least on the basis of the product information document. An investment decision should be based on all characteristics of the fund and not just on the sustainability-related aspects. All the aforementioned documents can be obtained from Joh. Berenberg, Gossler & Co. KG (Berenberg), Neuer Jungfernstieg 20, 20354 Hamburg, Germany, free of charge. The fund sales documents and the product information sheets for other securities are available via a download portal using the password »berenberg« at the Internet address <https://docman.vwd.com/portal/berenberg/index.html>. The sales documents of the funds can also be requested from the respective investment management company. We will be pleased to provide you with the specific address details upon request. A fund investment involves the purchase of shares in an investment fund, but not a specific underlying asset (e.g. shares in a company) held by that fund. The statements contained in this document are based either on own company sources or on publicly accessible third-party sources, and reflect the status of information as of the date of preparation of the presentation stated below. Subsequent changes cannot be taken into account in this document. The information given can become incorrect due to the passage of time and/or as a result of legal, political, economic or other changes. We do not assume responsibility to indicate such changes and/or to publish an updated document. Please refer to the online glossary at [www.berenberg.de/glossar](http://www.berenberg.de/glossar) for definitions of the technical terms used in this document.



**Sector Allocation by GICS** Sector distribution by GICS: The Global Industry Classification Standard ("GICS") was developed by and is the exclusive property and a service mark of MSCI Inc. ("MSCI") and Standard & Poor's, a division of the McGraw-Hill Companies, Inc. ("S&P") and is licensed for use by Joh. Berenberg, Gossler & Co. KG. Neither MSCI, S&P nor any third party involved in making or compiling the GICS or any GICS classifications makes any express or implied warranties or representations with respect to such standard or classification (or the results to be obtained by the use thereof), and all such parties hereby expressly disclaim all warranties of originality, accuracy, completeness, merchantability and fitness for a particular purpose with respect to any of such standard or classification. Without limiting any of the foregoing, in no event shall MSCI, S&P, any of their affiliates or any third party involved in making or compiling the GICS or any GICS classifications have any liability for any direct, indirect, special, punitive, consequential or any other damages (including lost profits) even if notified of the possibility of such damages.

**For investors in Switzerland:** The fund's domicile is Luxembourg. The fund is qualified for distribution to non-qualified investors in Switzerland. The paying agent in Switzerland is Tellco AG, Bahnhofstrasse 4, CH-6430 Schwyz and the representative is 1741 Fund Solutions AG, Burggraben 16, 9000 St. Gallen, Switzerland. The prospectus including the general and specific terms, the key investor information document (KIID) as well as the annual and semi-annual report of the fund may be obtained free of charge and in German language from the aforementioned representative (Phone +41 58 458 48 00). For shares distributed in or from Switzerland place of execution and jurisdiction is at the representative's registered office.

© 2022 Morningstar. All Rights Reserved. The information contained herein: (1) is proprietary to Morningstar; (2) may not be copied or distributed; and (3) is not warranted to be accurate, complete or timely. Neither Morningstar nor its content providers are responsible for any damages or losses arising from any use of this information. Past performance is no guarantee of future results.

**BVI method:** The charts and tables regarding performance shown here are based on own calculations according to the method developed by the German Investment Funds Association (BVI). They illustrate past performance. Future performance can deviate both positively and negatively from these calculations. Gross performance (BVI method) takes into account all charges at fund level (e.g. management fee), net performance plus the issue surcharge. Additional charges can arise for individual investors (e.g. custody account fees, commissions and other fees). Model calculation (net): An investor wants to purchase fund units for EUR 1,000 Euro. Considering a max 3.00. issue surcharge of 3.00 he has to pay EUR 30.00 Euro for the purchase. Also, fees may be charged for the administration of the safe custody account, which will lower the performance. Past performance is not a reliable indicator of future performance.

**Berenberg**

Joh. Berenberg, Gossler & Co. KG  
Neuer Jungfernstieg 20  
20354 Hamburg  
Deutschland

phone: +49 69 91 30 90-598  
isabell.silverio@berenberg.de  
www.berenberg.de