



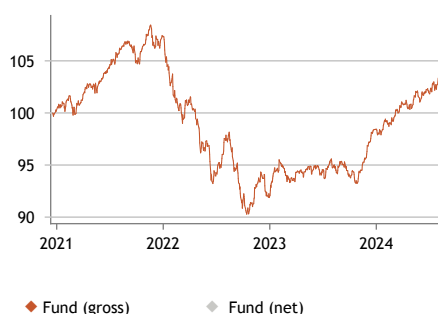
Berenberg Sustainable Stiftung M D

Actively managed multi asset fund

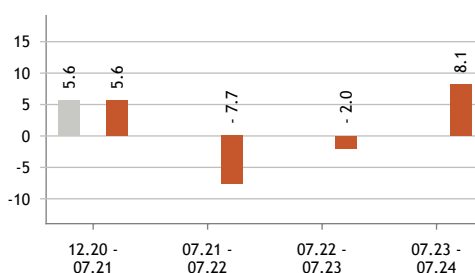
Investment Strategy

The Berenberg Sustainable Stiftung is a conservative multi-asset fund considering foundation-specific aspects. The portfolio is broadly diversified in bonds, equities (max. 35%) and alternative investments (max. 10%). One condition for the selection of securities is the fulfilment of the Berenberg sustainability criteria. The investment ratios, the capital commitment period as well as the regional or/and sectoral allocation are actively managed and derived from macroeconomic, fundamental, and technical indicators. The investment strategy is implemented with a focus on Europe by using single stock investments and funds for specific investment themes. Derivatives may be used for hedging purposes. The fund has the following characteristics: continuously high dividend distributions - long-term investment horizon with tactical allocation management - comprehensive ESG approach with positive impact on environment and society. The fund is distribution-oriented, with distributions occurring semi-annually. Active approach, i.e. index weights have no influence on individual stock selection.

Indexed Performance since inception (gross, in %)



12 months Performance (in %)



Accumulated Performance		(gross, in %)
since inception	(18.12.2020 - 31.07.2024)	3.34
since inception p.a.		0.91
YTD	(01.01.2024 - 31.07.2024)	5.00
1 Month	(30.06.2024 - 31.07.2024)	1.32
1 Year	(31.07.2023 - 31.07.2024)	8.11
3 Years	(31.07.2021 - 31.07.2024)	-2.17

Risk Figures since inception	
Max. Drawdown since inception	-16.74 %
Max. Drawdown Period (Days)	985
Volatility 3 Years	4.62 %

The charts and tables on historical performance shown are based on our own calculations in accordance with the BVI method developed by German Investment Fund Association (for explanation see "Notes"). **Information on past performance is not a reliable indicator of future performance.**

Sources: Berenberg, Capital Management Company

Fund management comment

July was characterized by weakening economic data in the US, falling bond yields, turbulence in the US election campaign and the start of the reporting season for the first half of the year. In view of the weaker-than-expected US economic data (e.g. unemployment figures), pressure on the Fed to cut the key interest rate faster and more sharply is growing. Four interest rate cuts are now being priced in for the rest of the year. Yields on 10-year German government bonds fell by around 20 bp from 2.5% to 2.3%, while US government bonds fell by almost 40 bp (from 4.4% to 4.0%). The major benchmark indices moved sideways overall during this period, closing between +1.2% and -1.6%. (S&P 500: +1.2%, Nasdaq 100: -1.6%, Stoxx Europe 50: +0.1%, Nikkei 225: -1.2%, Hang Seng: -1.0%) Volatility increased noticeably towards the end of the month, leading to strong daily movements. Investment grade bonds gained 1.7% as yields fell, while less interest rate-sensitive high-yield bonds gained 1.3%. In July, the USD weakened by a good 1% against the euro. Gold continued its rally and rose by 5.2%, reaching new highs in the process.

Signatory of:



Fund data

Security Codes

ISIN DE000A2QCX94

WKN A2QCX9

Inception date

18.12.2020

Fund manager

Oliver Brunner

Christian Saalfrank

NAV per Share (31.07.2024)

EUR 96.75

Fund size

EUR 146.03 million

Share class volume

EUR 14.17 million

Fund currency

Euro

Appropriation of income

payout

Last Distribution

EUR 1.10/15.02.2024

End of financial year

31 December

Management Company

Universal-Investment-Gesellschaft mbH

Custodian

BNP Paribas S.A. Niederlassung Deutschland

Asset Manager

Joh. Berenberg, Gossler & Co. KG

Registration and Distribution

DE

Cut-off/Settlement

daily/T+3

Cut-off time

16:30 p.m.

Overall Morningstar Rating™

not rated

Sustainability

Article 8 Funds

SFDR Classification (Sustainable Finance Disclosure Regulation)

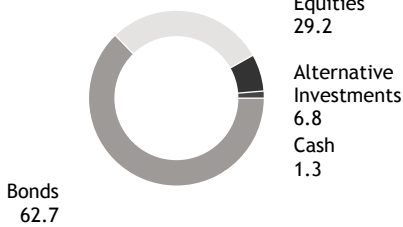
ESG Elements

- ✓ Exclusion Criteria
- ✓ Controversies Screen
- ✓ Active Ownership
- ✓ Impact focused



Allocation of the portfolio

(in % of fund assets)



Top 10 positions

(in % of fund assets)

WISDOMTREE PHYSICAL SWISS GOLD	5.73
GAM STAR CAT BOND INSTITUTIONA	1.53
IRLAND 2031	1.27
NOVO-NORDISK AS	1.26
INTERNATIONAL BANK FOR RECONST	1.13
ALPHABETA ACCESS PRODUCTS LTD.	1.10
ASML HOLDING NV	1.05
0.875% BONDS GN STORE NORD 202	0.94
MICROSOFT	0.93
ING GROEP NV	0.92

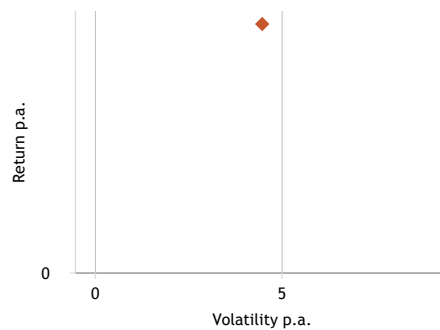
Currency allocation

(in % of fund assets)

Euro	76.69
United States dollar	16.91
Swiss franc	2.25
Pound sterling	1.84
Danish krone	1.27
Canadian dollar	0.68
Hong Kong dollar	0.33

Risk-return profile

(in %, since Inception)



◆ Fund (gross)

Additional fund information

Issue Surcharge
up to 5.50 %

Flat-rate fee
0.81 % p.a.

Total Expense Ratio (TER)
0.81 %

Performance fee
none

Minimum investment
EUR 500,000

Key figures

Ø Coupon of the bonds
2.21%

Ø Yield on bonds
3.95% (inkl. Fonds)

Ø Rating of bonds
A-

Duration in years
3.92 (inkl. Fonds)

Modified Duration
3.89 (inkl. Fonds)

Bonds

Top 10 Country allocation

(in % of the bond assets)

Germany	13.36
Spain	12.64
France	12.03
Italy	9.85
Netherlands	7.47
Finland	4.08
Austria	4.03
Ireland	3.01
Canada	2.92
Belgium	2.58

Sector allocation

(in % of the bond assets)

Corporates	33.61
Finance	32.04
Close Government Bonds	16.27
Covered Bonds	13.11
Government Bonds	4.96

Maturity structure

(in % of the bond assets)

up to 1 year	24.42
1 - 3 years	27.77
3 - 5 years	17.78
5 - 7 years	18.29
7 - 10 years	4.92
10 - 15 years	2.10
> 15 years	4.72

Rating allocation

(in % of the bond assets)

AAA	18.85
AA	7.82
A	13.75
BBB	42.61
BB	10.95
B	0.96
NR	5.05

Sources: Berenberg, Capital Management Company
As of: 31.07.2024



Shares

Top 10 Country allocation (in % of share capital)

27.63	USA
23.45	Germany
10.88	France
10.82	Netherlands
7.73	Switzerland
6.33	United Kingdom
4.36	Denmark
2.49	Ireland
2.35	Canada
1.19	Spain

Sector allocation (in % of share capital)

22.45	Health Care
16.36	Industrials
14.95	Financials
14.70	Information Technology
7.91	Consumer Staples
6.11	Utilities
6.04	Consumer Discretionary
5.59	Communication Services
4.52	Materials
0.90	Energy

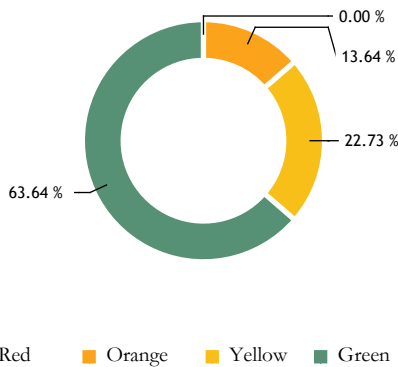
Sources: Berenberg, Capital Management Company
As of: 31 July 2024

Consideration of ESG Elements

Identifying companies and business models that will be successful in the long term is the basis for good investment decisions. Environmental, Social and Governance (ESG) factors are key factors in decision making and are therefore integral components of the investment process.

ESG Controversies Screen

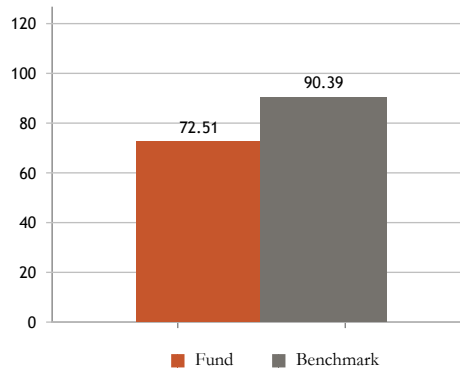
Investments in the fund are monitored for ESG controversies and, with the help of MSCI ESG data, flagged according to their severity. Thereby, potential ESG risks of investments are identified. In the case of an orange flag (severe controversy), we enter into an active exchange with the company. In the case of a red flag (very severe controversy), the company is excluded.



CO2 Intensity

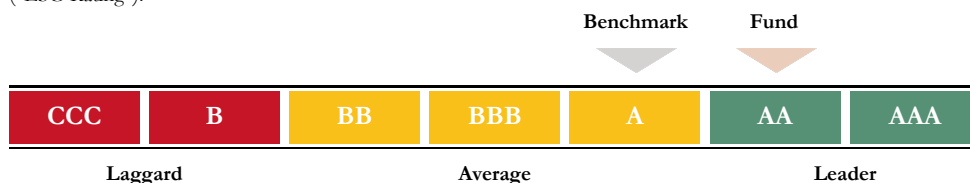
The fund does not actively manage its carbon footprint, however, emissions data such as CO2 intensity are relevant parameters which can be used to assess the efficient management of a company and the extent of transition risks.

Weighted average CO2 intensity - in tons of CO2 per USD 1 million revenues



ESG Rating

The data provider MSCI ESG rates funds on a scale from "CCC" to "AAA". This ESG Fund Rating is based on an assessment of the portfolio companies in terms of their management of material ESG risks compared to competitors ("ESG Rating").



Glossary & Methodology

Active Ownership

The term "Active Ownership" encompasses all our activities where we, as an investor, attempt to positively influence a company's management of ESG aspects. This includes Engagement, i.e. direct dialogue with companies to discuss specific ESG objectives as well as proxy voting, i.e. our voting recommendations to our fund administrator, which then exercises the voting rights at general meetings.

CO2 Intensity

The CO2 Intensity (Scope 1 & 2 emissions) per company is multiplied by its portfolio weight (current value of the investment by current portfolio value) and summed up. This weighted average CO2 Intensity provides an indication of the portfolio's exposure to CO2-emission intensive companies.

ESG Controversies Screen

MSCI ESG analyses controversial business practices from the five areas environment, human rights, labour rights & supply management, customers and governance. The controversies are rated according to their reputational risk as well as the operational handling by a flagging system. Green indicates no or weak controversies, yellow indicates moderate controversies, orange indicates severe controversies and red indicates very severe controversies.

ESG Rating

Using a scale from CCC to AAA, MSCI ESG assesses the ability of companies to identify and manage environmental, social and governance-related risks relative to their peers. The methodology is aggregated at the portfolio level and compared to the benchmark.



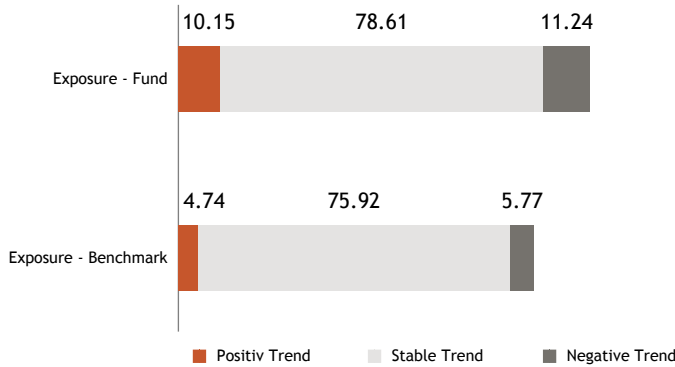
Impact-oriented bonds and loans

The fund invests in impact-oriented bonds in the form of green, social and sustainability bonds, as well as in microfinance institutions that support the United Nations Sustainable Development Goals (SDGs).



ESG Trend

The MSCI ESG Rating Trend shows the percentage of companies in the portfolio that have a positive, negative or unchanged trend in the MSCI ESG Rating.



Benchmark composition for ESG metrics: 54.5% iBoxx Euro Corporates Overall Total Return Index (Bonds), 31.8% Stoxx Europe 50 (Equity), 13.6% S&P 500 (Equity)

Portfolio as of 31 Jul 2024. Source: MSCI ESG, own calculations and presentation. Certain information © 2023 MSCI ESG Research LLC. Reproduced by permission. Data coverage for fund and benchmark: graph “CO2-Intensity” (88.49%/98.23%), graph “ESG Rating” (90.15%/85.34%), graph “ESG Trend” (90.15%/85.34%). Government bonds, alternative investments, liquidity and securities which are not covered by MSCI ESG are excluded from the calculation of the ESG metrics for the fund as well as the benchmark. The weights of the remaining fund and benchmark components are normalised to 100%.

ESG Trend

The MSCI ESG Trend depicts the change in the MSCI ESG rating from the previous rating to the current rating. The rating trend is positive if the rating is upgraded, negative if the rating is downgraded and zero if the rating remains unchanged.

Impact

For our funds with a “Positive Impact” focus, we identify the positive environmental and/or social added value that portfolio positions generate.



Opportunities

- Asset preservation, primarily achieved through interest income, but also through dividends and price gains
- Stabilization of assets in negative capital market phases through professional risk management and intelligent diversification
- Improvement of the risk/return profile through active management across all asset classes
- Promotion of sustainable management by taking sustainability criteria into account

Risks

- Moderate fluctuations in value due to interest rate risks and a low equity component
- Price losses possible in individual stock market years
- Currency losses due to exchange rate fluctuations
- Limited participation in positive performance of individual asset classes due to broad diversification and negative selection effects in the selection of individual securities and funds

Further details on the opportunities and risks of this fund can be found in the sales prospectus.

Important notes:

This information is a marketing communication. It is intended exclusively for clients in the "professional clients" client category pursuant to section 67(2) of the WpHG and/or "eligible counterparties" pursuant to section 67(4) of the WpHG, and is not meant for private clients. This information and references to issuers, financial instruments or financial products do not constitute an investment strategy recommendation pursuant to Article 3 (1) No. 34 Regulation (EU) No 596/2014 on market abuse (market abuse regulation) nor an investment recommendations pursuant to Article 3 (1) No. 35 Regulation (EU) No 596/2014, both provisions in connection with section 85 (1) of the German Securities Trading Act (WpHG). As a marketing communication this document does not meet all legal requirements to warrant the objectivity of investment recommendations and investment strategy recommendations and is not subject to the ban on trading prior to the publication of investment recommendations and investment strategy recommendations. This document is intended to give you an opportunity to form your own view of an investment. However, it does not replace a legal, tax or individual financial advice. Your investment objectives and your personal and financial circumstances were not taken into account. We therefore expressly point out that this information does not constitute individual investment advice. Any products or securities described may not be available for purchase in all countries or only in certain investor categories. This information may only be distributed within the framework of applicable law and in particular not to citizens of the USA or persons resident in the USA. The statements made herein have not been audited by any external party, particularly not by an independent auditing firm. Any future returns on fund investments may be subject to taxation, which depends on the personal situation of the investor and may change in the future. Returns on investments in foreign currencies may increase or decrease due to currency fluctuations. The purchase, holding, conversion or sale of a financial instrument, as well as the use or termination of an investment service, may give rise to costs that affect the expected income. In the case of investment funds, you should always make an investment decision on the basis of the sales documents (key investor document, presentation of past performance, sales prospectus, current annual, if applicable, semi-annual report), which contain detailed information on the opportunities and risks of the relevant fund. In the case of securities for which a securities prospectus is available, investment decisions should always be made on the basis of the securities prospectus, which contains detailed information on the opportunities and risks of this financial instrument, otherwise at least on the basis of the product information document. An investment decision should be based on all characteristics of the fund and not just on the sustainability-related aspects. All the aforementioned documents can be obtained from Joh. Berenberg, Gossler & Co. KG (Berenberg), Neuer Jungfernstieg 20, 20354 Hamburg, Germany, free of charge. The fund sales documents and the product information sheets for other securities are available via a download portal using the password »berenberg« at the Internet address <https://docman.vwd.com/portal/berenberg/index.html>. The sales documents of the funds can also be requested from the respective investment management company. We will be pleased to provide you with the specific address details upon request. A fund investment involves the purchase of shares in an investment fund, but not a specific underlying asset (e.g. shares in a company) held by that fund. The statements contained in this document are based either on own company sources or on publicly accessible third-party sources, and reflect the status of information as of the date of preparation of the presentation stated below. Subsequent changes cannot be taken into account in this document. The information given can become incorrect due to the passage of time and/or as a result of legal, political, economic or other changes. We do not assume responsibility to indicate such changes and/or to publish an updated document. Please refer to the online glossary at www.berenberg.de/glossar for definitions of the technical terms used in this document.



Sector Allocation by GICS The Global Industry Classification Standard ("GICS") was developed by and is the exclusive property and a service mark of MSCI Inc. ("MSCI") and Standard & Poor's, a division of the McGraw-Hill Companies, Inc. ("S&P") and is licensed for use by Joh. Berenberg, Gossler & Co. KG. Neither MSCI, S&P nor any third party involved in making or compiling the GICS or any GICS classifications makes any express or implied warranties or representations with respect to such standard or classification (or the results to be obtained by the use thereof), and all such parties hereby expressly disclaim all warranties of originality, accuracy, completeness, merchantability and fitness for a particular purpose with respect to any of such standard or classification. Without limiting any of the foregoing, in no event shall MSCI, S&P, any of their affiliates or any third party involved in making or compiling the GICS or any GICS classifications have any liability for any direct, indirect, special, punitive, consequential or any other damages (including lost profits) even if notified of the possibility of such damages.

On MSCI ESG Research: Although Joh. Berenberg, Gossler & Co. KG's information providers, including without limitation, MSCI ESG Research LLC and its affiliates (the "ESG Parties"), obtain information (the "Information") from sources they consider reliable, none of the ESG Parties warrants or guarantees the originality, accuracy and/or completeness, of any data herein and expressly disclaim all express or implied warranties, including those of merchantability and fitness for a particular purpose. The Information may only be used for your internal use, may not be reproduced or disseminated in any form and may not be used as a basis for, or a component of, any financial instruments or products or indices. Further, none of the Information can in and of itself be used to determine which securities to buy or sell or when to buy or sell them. None of the ESG Parties shall have any liability for any errors or omissions in connection with any data herein, or any liability for any direct, indirect, special, punitive, consequential or any other damages (including lost profits) even if notified of the possibility of such damages.

Benchmark for ESG metrics: The iBoxx Euro Corporates Overall Total Return Index (the "Index") is the proprietary property of Markit North America, Inc., Markit Indices GmbH and/or its affiliates ("Index Provider") and has been licensed for use in connection with the fund (or other investment vehicle) or securities referenced herein ("Fund"). The Fund is not sponsored, endorsed or promoted by the Index Provider and the Index Provider does not make any warranties or representations on the accuracy, fitness or purpose or results to be obtained by using the Index and disclaims all liabilities in this regard. The Index provided by IHS Markit is subject to disclaimer currently available here (and as updated by IHS Markit from time to time): <https://ihs-markit.com/Legal/disclaimers.html> and/or in the prospectus for the Fund. 2. Stoxx Europe 50: The EURO STOXX 50 (the "Index") is the intellectual property (including registered trademarks) of STOXX Ltd., Qontigo Index GmbH, or their licensors, and is used under a license. The fund is neither sponsored nor promoted, distributed or in any other manner supported by STOXX Ltd., Qontigo Index GmbH or their licensors, research partners or data providers and STOXX Ltd., Qontigo Index GmbH and their licensors, research partners or data providers do not give any warranty, and exclude any liability (whether in negligence or otherwise) with respect thereto generally or specifically in relation to any errors, omissions or interruptions in the Index or its data. 3. S&P 500: Copyright © 2022, S&P Dow Jones Indices LLC. Reproduction of S&P500 in any form is prohibited except with the prior written permission of S&P. S&P does not guarantee the accuracy, adequacy, completeness or availability of any information and is not responsible for any errors or omissions, regardless of the cause or for the results obtained from the use of such information. S&P disclaims any and all express or implied warranties, including, but not limited to, any warranties of merchantability or fitness for a particular purpose or use. In no event shall S&P be liable for any direct, indirect, special or consequential damages, costs, expenses, legal fees, or losses (including lost income or lost profit and opportunity costs) in connection with subscriber's or others' use of S&P500.

BVI method: The charts and tables regarding performance shown here are based on own calculations according to the method developed by the German Investment Funds Association (BVI). They illustrate past performance. Future performance can deviate both positively and negatively from these calculations. Gross performance (BVI method) takes into account all charges at fund level (e.g. management fee), net performance plus the issue surcharge. Additional charges can arise for individual investors (e.g. custody account fees, commissions and other fees). Model calculation (net): An investor wants to purchase fund units for EUR 1,000 Euro. Considering a max 5.50. issue surcharge of 5.50 he has to pay EUR 55.00 Euro for the purchase. Also, fees may be charged for the administration of the safe custody account, which will lower the performance. Past performance is not a reliable indicator of future performance.

Berenberg

Joh. Berenberg, Gossler & Co. KG
Neuer Jungfernstieg 20
20354 Hamburg
Deutschland

phone: +49 69 91 30 90-598
isabell.silverio@berenberg.de
www.berenberg.de